



Earl of March Trophy

For 500cc Formula 3 cars

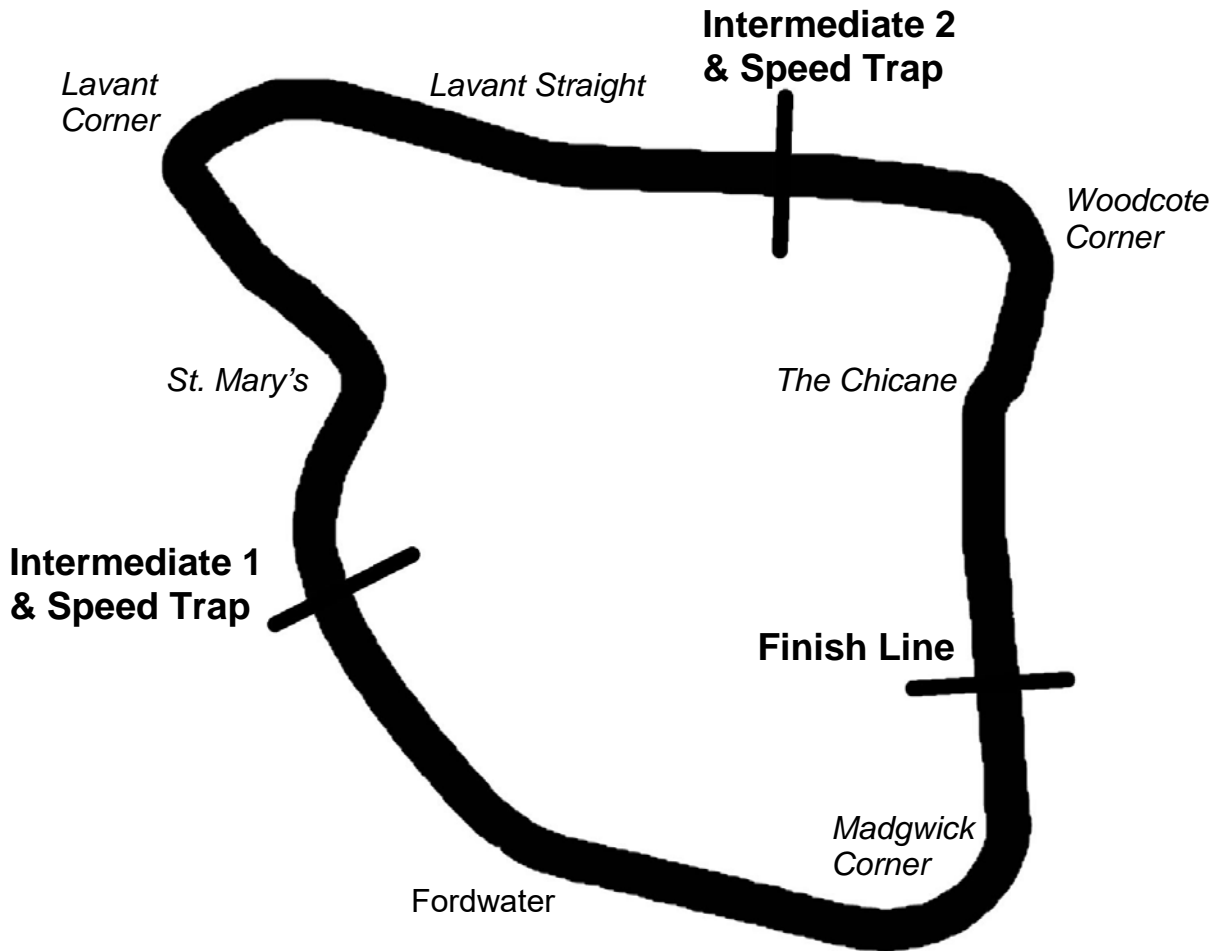
Goodwood Circuit

13th – 15th September 2019



Results Provided by Timing Solutions Ltd
www.tsl-timing.com

GOODWOOD



Circuit Length:	2.3800 miles / 3830.2 metres
Intermediate 1:	1344 metres
Intermediate 2:	2935 metres
Pit In:	3677 metres
Pit Out:	50 metres before Finish Line
Pit In – Pit Out:	135 metres, @ 60kph = 8.1 seconds, @ 80kph = 6.0 seconds



Earl of March Trophy

QUALIFYING - RACE 8 - CLASSIFICATION

POS	NO	NAME	ENTRY	TIME	ON	LAPS	GAP	DIFF	MPH
1	5	Peter DE LA ROCHE	Cooper-JAP Mk5 - 1951	1:42.428	6	8			83.64
2	25	George SHACKLETON	Cooper-Norton Mk11 - 1957	1:44.463	7	8	2.035	2.035	82.01
3	16	Stuart WRIGHT	Cooper-JAP Mk11 - 1957	1:47.809	6	8	5.381	3.346	79.47
4	29	Chris WILSON	Cooper-Norton Mk8 - 1954	1:48.396	8	8	5.968	0.587	79.04
5	31	Mike FOWLER	Cooper-Norton Mk5 - 1951	1:50.024	8	8	7.596	1.628	77.87
6	59	Xavier KINGSLAND	Erskine Staride-Norton - 1953	1:50.168	6	8	7.740	0.144	77.77
7	69	Simon FROST	Martin-Norton - 1954	1:51.614	3	6	9.186	1.446	76.76
8	18	John CHISHOLM	Arnott-JAP - 1952	1:51.912	6	6	9.484	0.298	76.56
9	9	Richard DE LA ROCHE	Smith-Buckler-JAP - 1951	1:52.164	5	5	9.736	0.252	76.38
10	53	Simon DEDMAN	Waye - 1953	1:52.433	7	7	10.005	0.269	76.20
11	23	David WOODHOUSE	Cooper-Norton Mk9 - 1955	1:52.838	3	4	10.410	0.405	75.93
12	11	Edwin JOWSEY	Iota Wasp JAP - 1949	1:53.784	5	8	11.356	0.946	75.30
13	19	Gareth JONES	Cousy-Triumph - 1955	1:54.506	4	6	12.078	0.722	74.82
14	7	Nigel CHALLIS	Cooper-Norton Mk8 - 1954	1:55.651	6	8	13.223	1.145	74.08
15	4	Roy WRIGHT	Flash-Norton Special - 1957	1:56.808	6	7	14.380	1.157	73.35
16	24	Peter KUMLIN	Effyh-JAP TT13 - 1949	1:57.307	7	7	14.879	0.499	73.03
17	67	Gordon RUSSELL	Kieft-Norton CK54 - 1954	1:57.778	2	4	15.350	0.471	72.74
18	37	Martin SHEPPARD	Effyh-Norton Brynfan Tyddyn Special - 1950	1:58.350	8	8	15.922	0.572	72.39
19	3	Andy RAYNOR	Kieft-Norton CK54 - 1954	2:01.270	5	7	18.842	2.920	70.65
20	65	Richard BISHOP-MILLER	Revis-JAP 500 - 1952	2:02.330	4	5	19.902	1.060	70.04
21	2	Simon EVANS	JP Mk16 - 1951	2:05.582	4	5	23.154	3.252	68.22
22	17	Marek REICHMAN	Emeryson-JAP - 1951	2:05.606	7	7	23.178	0.024	68.21
23	12	Duncan RABAGLIATI	Comet Mk1 - 1951	2:07.016	5	7	24.588	1.410	67.45
24	36	Kerry HORAN	Trenberth-Vincent - 1952	2:07.100	2	2	24.672	0.084	67.41
25	6	Tom WATERFIELD	Cooper-JAP MkV - 1950	2:08.057	2	3	25.629	0.957	66.90
26	1	Graeme SMITH	Bardon Turner-JAP - 1949	2:09.420	2	3	26.992	1.363	66.20
27	20	Gilbert LENOIR	JR Tergi-Triumph - 1950	2:38.300	5	6	55.872	28.880	54.12
28	68	Michael RUSSELL	Mackson-Norton - 1952			2			
29	8	Roy HUNT	Martin-Norton - 1953			1			
30	32	Per HAGEMAN	Swebe-JAP - 1952			1			

Weather / Track : Bright / Dry

These results are provisional until the conclusion of any judicial and technical matters.

Goodwood

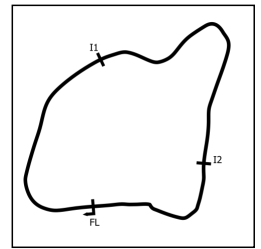
Circuit Length = 2.3799 miles

Start: 14:42 Flag 14:57 End: 14:59

Clerk Of Course :	Steward :	Timekeeper :

Earl of March Trophy

QUALIFYING - RACE 8 - SECTOR ANALYSIS



SECTOR 1 = FL to I1, SECTOR 2 = I1 to I2, SECTOR 3 = I2 to FL, DIFF = Difference To Personal Best Lap, P = Crossed Finish Line in Pit Lane, D = Time Disallowed

P1 5		Peter DE LA ROCHE			Cooper-JAP Mk5 - 1951		
IDEAL LAP TIME : 1:42.428		BEST LAP TIME : 1:42.428		DIFFERENCE : 0.000			
LAP	SECTOR 1	SECTOR 2	SECTOR 3	LAP TIME	MPH	DIFF	TIME OF DAY
1 -		78.1	53.932	75.7	32.154	79.7	14:45:41.133
2 -	33.928	98.1	44.959	92.8	28.103	79.7	1:46.990 80.08 4.562 14:47:28.123
3 -	33.301	97.9	44.071	95.3	27.496	81.5	1:44.868 (2) 81.70 2.440 14:49:12.991
4 -	35.527	97.3	44.289	96.2	30.131	81.7	1:49.947 77.92 7.519 14:51:02.938
5 -	33.789	96.4	45.211	93.5	26.148	81.8	1:45.148 (3) 81.48 2.720 14:52:48.086
6 -	33.077	98.3	43.523	93.3	25.828	81.8	1:42.428 (1) 83.64 14:54:30.514
7 -	33.153	93.9	46.041	74.8	28.935	80.6	1:48.129 79.23 5.701 14:56:18.643
8 -	33.461	97.5	45.767	93.8	28.376	76.7	1:47.604 79.62 5.176 14:58:06.247

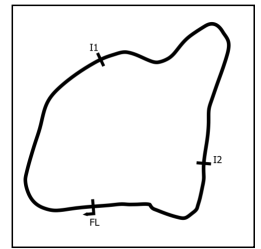
P2 25		George SHACKLETON			Cooper-Norton Mk11 - 1957		
IDEAL LAP TIME : 1:44.414		BEST LAP TIME : 1:44.463		DIFFERENCE : 0.049			
LAP	SECTOR 1	SECTOR 2	SECTOR 3	LAP TIME	MPH	DIFF	TIME OF DAY
1 -		58.808	78.8	33.521			14:45:41.707
2 -	37.156	48.378	86.1	29.033	1:54.567	74.78	10.104 14:47:36.274
3 -	35.095	49.471	89.3	33.045	1:57.611	72.85	13.148 14:49:33.885
4 -	35.870	48.613	90.1	28.188	1:52.671	76.04	8.208 14:51:26.556
5 -	34.092	44.087	94.5	28.545	1:46.724 (3)	80.28	2.261 14:53:13.280
6 -	34.093	44.027	93.5	27.265	1:45.385 (2)	81.30	0.922 14:54:58.665
7 -	33.379	44.076	95.1	27.008	1:44.463 (1)	82.01	14:56:43.128
8 -	35.095	52.209	96.1	27.132	1:54.436	74.87	9.973 14:58:37.564

P3 16		Stuart WRIGHT			Cooper-JAP Mk11 - 1957		
IDEAL LAP TIME : 1:47.502		BEST LAP TIME : 1:47.809		DIFFERENCE : 0.307			
LAP	SECTOR 1	SECTOR 2	SECTOR 3	LAP TIME	MPH	DIFF	TIME OF DAY
1 -		50.463	90.3	31.560			14:45:09.975
2 -	36.128	47.661	91.0	27.289	1:51.078	77.13	3.269 14:47:01.053
3 -	35.683	46.578	89.1	28.047	1:50.308	77.67	2.499 14:48:51.361
4 -	35.487	46.948	90.1	31.728	1:54.163	75.05	6.354 14:50:45.524
5 -	35.398	46.023	89.3	27.379	1:48.800 (3)	78.74	0.991 14:52:34.324
6 -	34.962	45.403	88.7	27.444	1:47.809 (1)	79.47	14:54:22.133
7 -	40.499	51.562	80.4	32.298	2:04.359	68.89	16.550 14:56:26.492
8 -	35.422	45.251	89.9	27.480	1:48.153 (2)	79.22	0.344 14:58:14.645

P4 29		Chris WILSON			Cooper-Norton Mk8 - 1954		
IDEAL LAP TIME :		BEST LAP TIME : 1:48.396		DIFFERENCE :			
LAP	SECTOR 1	SECTOR 2	SECTOR 3	LAP TIME	MPH	DIFF	TIME OF DAY
1 -							14:45:16.760
2 -				1:48.397 (2)	79.04	0.001	14:47:05.157
3 -				2:07.628	67.13	19.232	14:49:12.785
4 -				1:53.914	75.21	5.518	14:51:06.699
5 -				1:50.314	77.66	1.918	14:52:57.013
6 -				1:48.521 (3)	78.95	0.125	14:54:45.534
7 -				1:48.988	78.61	0.592	14:56:34.522
8 -				1:48.396 (1)	79.04		14:58:22.918

Earl of March Trophy

QUALIFYING - RACE 8 - SECTOR ANALYSIS



SECTOR 1 = FL to I1, SECTOR 2 = I1 to I2, SECTOR 3 = I2 to FL, DIFF = Difference To Personal Best Lap, P = Crossed Finish Line in Pit Lane, D = Time Disallowed

P5 31		Mike FOWLER		Cooper-Norton Mk5 - 1951			
IDEAL LAP TIME : 1:49.963		BEST LAP TIME : 1:50.024		DIFFERENCE : 0.061			
LAP	SECTOR 1	SECTOR 2	SECTOR 3	LAP TIME	MPH	DIFF	TIME OF DAY
1 -		69.4	50.183	92.0	31.018	76.6	
2 -	36.241	90.3	48.017	88.0	30.604	76.5	1:54.862
3 -	36.329	93.0	47.152	90.1	29.619	77.2	1:53.100
4 -	36.233	93.2	48.172	89.2	29.554	78.1	1:53.959
5 -	35.962	92.1	46.449	90.8	28.628	77.3	1:51.039 (2)
6 -	35.851	92.5	47.102	90.1	28.485	77.9	1:51.438 (3)
7 -	36.150	92.9	46.772	90.3	29.418	76.4	1:52.340
8 -	35.912	91.9	46.041	92.3	28.071	77.6	1:50.024 (1)
							77.87
							14:58:16.342

P6 59		Xavier KINGSLAND		Erskine Staride-Norton - 1953			
IDEAL LAP TIME : 1:49.672		BEST LAP TIME : 1:50.168		DIFFERENCE : 0.496			
LAP	SECTOR 1	SECTOR 2	SECTOR 3	LAP TIME	MPH	DIFF	TIME OF DAY
1 -		76.0	56.963	73.4	37.060	77.8	
2 -	35.732	91.5	47.692	92.9	30.067	80.7	1:53.491
3 -	34.999	94.2	47.079	94.9	33.497	78.0	1:55.575
4 -	38.347	85.0	47.536	95.8	29.100	82.5	1:54.983
5 -	35.500	88.4	48.192	91.0	28.483	82.7	1:52.175 (2)
6 -	35.109	93.3	46.190	92.3	28.869	81.3	1:50.168 (1)
7 -	36.739	94.7	46.853	90.9	29.019	80.4	1:52.611 (3)
8 -	35.543	92.1	46.644	93.0	30.431	79.7	1:52.618
							76.08
							2.443
							14:57:05.443
							2.450
							14:58:58.061

P7 69		Simon FROST		Martin-Norton - 1954			
IDEAL LAP TIME : 1:48.368		BEST LAP TIME : 1:51.614		DIFFERENCE : 3.246			
LAP	SECTOR 1	SECTOR 2	SECTOR 3	LAP TIME	MPH	DIFF	TIME OF DAY
1 -		51.777	92.9	38.555			14:45:52.169
2 -	36.529	46.812	96.2	29.489	1:52.830	75.93	1.216
3 -	34.047	45.961	96.9	31.606	1:51.614 (1)	76.76	14:49:36.613
4 -	37.277	46.958	95.7	28.585	1:52.820	75.94	1.206
5 -	34.865	48.686	92.9	28.360	1:51.911 (2)	76.56	0.297
6 -	35.406	47.855	94.6	29.083	1:52.344 (3)	76.26	0.730
							14:55:13.688

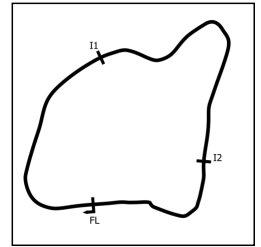
P8 18		John CHISHOLM		Amott-JAP - 1952			
IDEAL LAP TIME : 1:51.481		BEST LAP TIME : 1:51.912		DIFFERENCE : 0.431			
LAP	SECTOR 1	SECTOR 2	SECTOR 3	LAP TIME	MPH	DIFF	TIME OF DAY
1 -		53.832	77.2	34.704			14:45:13.668
2 -	38.563	48.622	90.0	30.836	1:58.021	72.59	6.109
3 -	36.834	49.520	90.4	29.611	1:55.965	73.88	4.053
4 -	36.684	47.536	91.1	30.253	1:54.473 (3)	74.84	2.561
5 -	36.715	46.674	92.9	28.862	1:52.251 (2)	76.32	0.339
6 -	36.411	46.208	90.6	29.293	1:51.912 (1)	76.56	14:54:46.290

P9 9		Richard DE LA ROCHE		Smith-Buckler-JAP - 1951			
IDEAL LAP TIME : 1:50.276		BEST LAP TIME : 1:52.164		DIFFERENCE : 1.888			
LAP	SECTOR 1	SECTOR 2	SECTOR 3	LAP TIME	MPH	DIFF	TIME OF DAY
1 -		65.9	54.231	83.7	39.097	77.1	
2 -	36.708	87.9	47.592	91.6	29.471	78.0	1:53.771
3 -	35.274	94.7	46.500	95.5	31.393	79.3	1:53.167 (3)
4 -	36.340	89.3	47.317	90.3	29.319	79.0	1:52.976 (2)
5 -	35.287	95.1	48.375	91.9	28.502	75.6	1:52.164 (1)
							76.38
							14:53:22.381

Weather / Track : Bright / Dry

Earl of March Trophy

QUALIFYING - RACE 8 - SECTOR ANALYSIS



SECTOR 1 = FL to I1, SECTOR 2 = I1 to I2, SECTOR 3 = I2 to FL, DIFF = Difference To Personal Best Lap, P = Crossed Finish Line in Pit Lane, D = Time Disallowed

P10 53		Simon DEDMAN		Waye - 1953			
IDEAL LAP TIME : 1:52.417		BEST LAP TIME : 1:52.433		DIFFERENCE : 0.016			
LAP	SECTOR 1	SECTOR 2	SECTOR 3	LAP TIME	MPH	DIFF	TIME OF DAY
1 -		54.576	82.7	34.617			14:45:07.232
2 -	38.351	49.300	93.7	30.436	1:58.087	72.55	5.654 14:47:05.319
3 -	38.257	49.409	91.0	30.751	1:58.417	72.35	5.984 14:49:03.736
4 -	35.937	47.652	92.4	31.453	1:55.042	74.47	2.609 14:50:58.778
5 -	36.269	47.813	93.5	29.325	1:53.407 (2)	75.55	0.974 14:52:52.185
6 -	36.412	48.159	90.3	30.094	1:54.665 (3)	74.72	2.232 14:54:46.850
7 -	35.913	47.668	92.6	28.852	1:52.433 (1)	76.20	14:56:39.283

P11 23		David WOODHOUSE		Cooper-Norton Mk9 - 1955			
IDEAL LAP TIME : 1:52.838		BEST LAP TIME : 1:52.838		DIFFERENCE : 0.000			
LAP	SECTOR 1	SECTOR 2	SECTOR 3	LAP TIME	MPH	DIFF	TIME OF DAY
1 -		65.8	58.465	85.5	33.655		14:46:10.710
2 -	36.184	92.1	49.179	87.6	31.903	1:57.266 (3)	73.06 4.428 14:48:07.976
3 -	35.727	83.4	47.721	94.1	29.390	1:52.838 (1)	75.93 14:50:00.814
4 -	36.188	89.5	48.000	90.8	29.600	77.5	1:53.788 (2) 75.29 0.950 14:51:54.602

P12 11		Edwin JOWSEY		Iota Wasp JAP - 1949			
IDEAL LAP TIME : 1:52.756		BEST LAP TIME : 1:53.784		DIFFERENCE : 1.028			
LAP	SECTOR 1	SECTOR 2	SECTOR 3	LAP TIME	MPH	DIFF	TIME OF DAY
1 -		73.7	49.495	92.5	31.109	79.1	14:45:10.177
2 -	36.250		47.529	91.1	31.334	74.3	1:55.113 (3) 74.43 1.329 14:47:05.290
3 -	42.321	75.4	51.532	89.8	32.567		12.636 14:49:11.710
4 -	36.298	88.0	47.603	90.8	31.955		1:55.856 73.95 2.072 14:51:07.566
5 -	36.436	87.9	47.368	91.0	29.980	75.3	1:53.784 (1) 75.30 14:53:01.350
6 -	37.379	87.6	47.911	88.4	30.306	78.8	1:55.596 74.12 1.812 14:54:56.946
7 -	36.111	88.1	47.052	89.4	31.451	68.4	1:54.614 (2) 74.75 0.830 14:56:51.560
8 -	38.815	79.2	51.174	86.7	29.593	77.3	1:59.582 71.64 5.798 14:58:51.142

P13 19		Gareth JONES		Cousy-Triumph - 1955			
IDEAL LAP TIME : 1:54.390		BEST LAP TIME : 1:54.506		DIFFERENCE : 0.116			
LAP	SECTOR 1	SECTOR 2	SECTOR 3	LAP TIME	MPH	DIFF	TIME OF DAY
1 -		73.1	1:04.083	69.9	41.203	76.1	14:45:51.397
2 -	40.541	80.6	53.730	79.8	32.343	77.5	2:06.614 67.67 12.108 14:47:58.011
3 -	37.057	75.7	51.419	87.6	33.257	77.6	2:01.733 (3) 70.38 7.227 14:49:59.744
4 -	36.718	84.8	47.476	90.0	30.312	77.1	1:54.506 (1) 74.82 14:51:54.250
5 -	36.602	86.4	49.984	87.9	31.309	77.4	1:57.895 (2) 72.67 3.389 14:53:52.145
6 -	38.352	85.4	58.519	68.9	34.679	43.2	2:11.550 65.13 17.044 14:56:03.695

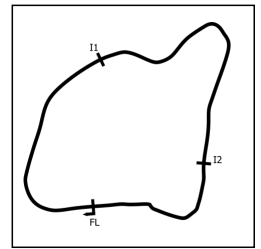
P14 7		Nigel CHALLIS		Cooper-Norton Mk8 - 1954			
IDEAL LAP TIME : 1:54.135		BEST LAP TIME : 1:55.651		DIFFERENCE : 1.516			
LAP	SECTOR 1	SECTOR 2	SECTOR 3	LAP TIME	MPH	DIFF	TIME OF DAY
1 -		62.5	57.322	82.9	32.957	75.5	14:45:32.315
2 -	37.632	85.2	50.589	86.0	30.546	76.6	1:58.767 72.14 3.116 14:47:31.082
3 -	36.815	88.0	49.202	87.2	32.762	75.5	1:58.779 72.13 3.128 14:49:29.861
4 -	37.769	82.6	50.604	88.0	30.415	78.3	1:58.788 72.12 3.137 14:51:28.649
5 -	36.196	93.4	50.291	92.9	29.540	79.2	1:56.027 (2) 73.84 0.376 14:53:24.676
6 -	36.261	91.8	48.409	86.0	30.981	76.4	1:55.651 (1) 74.08 14:55:20.327
7 -	37.424	84.2	49.154	88.4	31.668	76.9	1:58.246 72.45 2.595 14:57:18.573
8 -	37.628	89.8	48.399	94.2	31.684	75.9	1:57.711 (3) 72.78 2.060 14:59:16.284

Weather / Track : Bright / Dry

Goodwood
Circuit Length = 2.3799 miles
Start: 14:42 Flag 14:57 End: 14:59

Earl of March Trophy

QUALIFYING - RACE 8 - SECTOR ANALYSIS



SECTOR 1 = FL to I1, SECTOR 2 = I1 to I2, SECTOR 3 = I2 to FL, DIFF = Difference To Personal Best Lap, P = Crossed Finish Line in Pit Lane, D = Time Disallowed

P15 4		Roy WRIGHT			Flash-Norton Special - 1957				
IDEAL LAP TIME : 1:56.808		BEST LAP TIME : 1:56.808			DIFFERENCE : 0.000				
LAP	SECTOR 1	SECTOR 2		SECTOR 3		LAP TIME	MPH	DIFF	TIME OF DAY
1 -		67.5	54.829	84.3	34.356	73.1			14:45:30.091
2 -	39.113	83.7	51.760	83.7	31.186	75.6	2:02.059	70.19	5.251 14:47:32.150
3 -	37.840	79.7	51.586	84.8	35.131	74.3	2:04.557	68.78	7.749 14:49:36.707
4 -	39.877	80.1	50.111	88.5	30.766	76.2	2:00.754 (3)	70.95	3.946 14:51:37.461
5 -	37.932	82.5	49.348	88.3	30.976	75.9	1:58.256 (2)	72.45	1.448 14:53:35.717
6 -	36.909	91.4	49.320	85.5	30.579	74.8	1:56.808 (1)	73.35	14:55:32.525
7 -	37.835	76.5	52.561	81.1	32.095	73.0	2:02.491	69.94	5.683 14:57:35.016

P16 24		Peter KUMLIN			Effyh-JAP TT13 - 1949				
IDEAL LAP TIME : 1:56.285		BEST LAP TIME : 1:57.307			DIFFERENCE : 1.022				
LAP	SECTOR 1	SECTOR 2		SECTOR 3		LAP TIME	MPH	DIFF	TIME OF DAY
1 -		70.8	1:00.026	69.9	39.986				14:45:50.932
2 -	38.741	87.7	49.456	88.4	31.196		1:59.393 (3)	71.76	2.086 14:47:50.325
3 -	38.819	79.5	50.297	86.3	31.746		2:00.862	70.89	3.555 14:49:51.187
4 -	38.490	84.8	51.131	87.6	31.082		2:00.703	70.98	3.396 14:51:51.890
5 -	38.332	87.1	49.292	87.1	30.242	76.0	1:57.866 (2)	72.69	0.559 14:53:49.756
6 -	38.292	81.4	50.499	87.2	30.935		1:59.726	71.56	2.419 14:55:49.482
7 -	37.198	88.5	48.845	87.2	31.264		1:57.307 (1)	73.03	14:57:46.789

P17 67		Gordon RUSSELL			Kieft-Norton CK54 - 1954				
IDEAL LAP TIME : 1:51.731		BEST LAP TIME : 1:57.778			DIFFERENCE : 6.047				
LAP	SECTOR 1	SECTOR 2		SECTOR 3		LAP TIME	MPH	DIFF	TIME OF DAY
1 -		81.7	47.310	90.6	29.710	75.2			14:44:48.149
2 -	35.838	88.4	51.268	81.2	30.672	63.5	1:57.778 (1)	72.74	14:46:45.927
3 -	39.047	84.9	51.581	77.3	30.674	70.7	2:01.302 (2)	70.63	3.524 14:48:47.229
4 -	36.970	87.7	52.772	74.8	31.785	69.8	2:01.527 (3)	70.50	3.749 14:50:48.756

P18 37		Martin SHEPPARD			Effyh-Norton Brynfan Tyddyn Special - 1950				
IDEAL LAP TIME : 1:58.350		BEST LAP TIME : 1:58.350			DIFFERENCE : 0.000				
LAP	SECTOR 1	SECTOR 2		SECTOR 3		LAP TIME	MPH	DIFF	TIME OF DAY
1 -			54.541	79.2	34.468				14:45:06.600
2 -	40.063		51.251	89.4	31.789		2:03.103	69.60	4.753 14:47:09.703
3 -	38.340		51.407	89.5	32.421		2:02.168	70.13	3.818 14:49:11.871
4 -	37.753		49.882	89.9	31.719		1:59.354 (2)	71.78	1.004 14:51:11.225
5 -	39.070		50.541	87.9	31.883		2:01.494	70.52	3.144 14:53:12.719
6 -	37.889		50.148	88.1	31.531		1:59.568 (3)	71.65	1.218 14:55:12.287
7 -	38.011		50.262	89.1	31.421		1:59.694	71.58	1.344 14:57:11.981
8 -	37.493		49.738	89.2	31.119		1:58.350 (1)	72.39	14:59:10.331

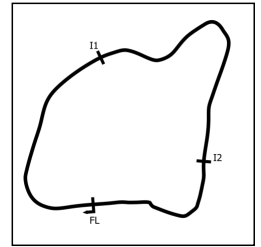
P19 3		Andy RAYNOR			Kieft-Norton CK54 - 1954				
IDEAL LAP TIME : 1:59.783		BEST LAP TIME : 2:01.270			DIFFERENCE : 1.487				
LAP	SECTOR 1	SECTOR 2		SECTOR 3		LAP TIME	MPH	DIFF	TIME OF DAY
1 -			1:03.132	79.4	39.926				14:45:50.062
2 -	40.865		51.714	87.1	33.134		2:05.713	68.15	4.443 14:47:55.775
3 -	38.808		50.659	88.8	33.320		2:02.787	69.77	1.517 14:49:58.562
4 -	39.144		51.227	87.3	32.525		2:02.896	69.71	1.626 14:52:01.458
5 -	39.118		50.683	89.1	31.469		2:01.270 (1)	70.65	14:54:02.728
6 -	38.708		52.041	86.1	31.608		2:02.357 (3)	70.02	1.087 14:56:05.085
7 -	40.269		49.734	90.5	31.341		2:01.344 (2)	70.60	0.074 14:58:06.429

Weather / Track : Bright / Dry

Goodwood
Circuit Length = 2.3799 miles
Start: 14:42 Flag 14:57 End: 14:59

Earl of March Trophy

QUALIFYING - RACE 8 - SECTOR ANALYSIS



SECTOR 1 = FL to I1, SECTOR 2 = I1 to I2, SECTOR 3 = I2 to FL, DIFF = Difference To Personal Best Lap, P = Crossed Finish Line in Pit Lane, D = Time Disallowed

P20 65		Richard BISHOP-MILLER			Revis-JAP 500 - 1952		
IDEAL LAP TIME : 2:01.360		BEST LAP TIME : 2:02.330		DIFFERENCE : 0.970			
LAP	SECTOR 1	SECTOR 2	SECTOR 3	LAP TIME	MPH	DIFF	TIME OF DAY
1 -		74.0	1:02.018	54.8	43.372	67.2	14:45:58.600
2 -	41.708	73.9	51.266	76.1	31.284	70.8	2:04.258 68.95 1.928 14:48:02.858
3 -	39.845	76.6	51.448	72.7	31.966	68.8	2:03.259 (2) 69.51 0.929 14:50:06.117
4 -	40.815	73.9	51.096	76.2	30.419	70.0	2:02.330 (1) 70.04 14:52:08.447
5 -	40.551	71.0	52.523	74.3	30.601	69.9	2:03.675 (3) 69.27 1.345 14:54:12.122

P21 2		Simon EVANS			JP Mk16 - 1951		
IDEAL LAP TIME : 2:04.286		BEST LAP TIME : 2:05.582		DIFFERENCE : 1.296			
LAP	SECTOR 1	SECTOR 2	SECTOR 3	LAP TIME	MPH	DIFF	TIME OF DAY
1 -		57.296	81.6	36.656			14:45:19.010
2 -	41.436	54.603	79.3	34.476	2:10.515	65.64	4.933 14:47:29.525
3 -	39.440	52.471	83.5	34.874	2:06.785 (3)	67.57	1.203 14:49:36.310
4 -	40.726	52.481	82.8	32.375	2:05.582 (1)	68.22	14:51:41.892
5 -	39.486	53.060	82.5	33.055	2:05.601 (2)	68.21	0.019 14:53:47.493

P22 17		Marek REICHMAN			Emeryson-JAP - 1951		
IDEAL LAP TIME : 2:05.168		BEST LAP TIME : 2:05.606		DIFFERENCE : 0.438			
LAP	SECTOR 1	SECTOR 2	SECTOR 3	LAP TIME	MPH	DIFF	TIME OF DAY
1 -		53.4	1:03.085	67.2	37.622	64.7	14:46:17.473
2 -	47.315	67.1	56.906	75.4	33.648	69.7	2:17.869 62.14 12.263 14:48:35.342
3 -	42.481	72.4	54.338	77.8	36.275	65.4	2:13.094 64.37 7.488 14:50:48.436
4 -	42.073	75.1	54.564	79.3	33.203	69.6	2:09.840 65.98 4.234 14:52:58.276
5 -	41.087	73.0	53.259	81.3	32.619	71.3	2:06.965 (3) 67.48 1.359 14:55:05.241
6 -	40.466	77.6	53.733	79.7	32.334	69.9	2:06.533 (2) 67.71 0.927 14:57:11.774
7 -	40.300	76.6	52.534	78.7	32.772	69.1	2:05.606 (1) 68.21 14:59:17.380

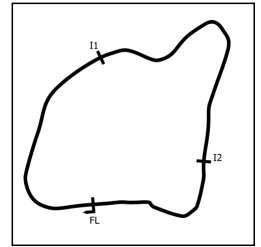
P23 12		Duncan RABAGLIATI			CometMk1 - 1951		
IDEAL LAP TIME : 2:06.049		BEST LAP TIME : 2:07.016		DIFFERENCE : 0.967			
LAP	SECTOR 1	SECTOR 2	SECTOR 3	LAP TIME	MPH	DIFF	TIME OF DAY
1 -		65.4	53.918	80.7	36.176		14:45:14.243
2 -	40.536	78.9	53.670	78.0	34.166		2:08.372 (3) 66.74 1.356 14:47:22.615
3 -	41.930	78.3	53.757	78.7	35.970		2:11.657 65.07 4.641 14:49:34.272
4 -	43.069	68.6	54.850	76.2	33.208		2:11.127 65.34 4.111 14:51:45.399
5 -	41.503	79.6	52.833	80.9	32.680		2:07.016 (1) 67.45 14:53:52.415
6 -	43.577	77.8	54.629	71.8	34.111		2:12.317 64.75 5.301 14:56:04.732
7 -	41.994	77.7	53.273	82.7	32.735		2:08.002 (2) 66.93 0.986 14:58:12.734

P24 36		Kerry HORAN			Trenberth-Vincent - 1952		
IDEAL LAP TIME : 2:07.100		BEST LAP TIME : 2:07.100		DIFFERENCE : 0.000			
LAP	SECTOR 1	SECTOR 2	SECTOR 3	LAP TIME	MPH	DIFF	TIME OF DAY
1 -		57.885	73.6	40.566			14:45:54.455
2 -	41.509	52.526	76.6	33.065	2:07.100 (1)	67.41	14:48:01.555

P25 6		Tom WATERFIELD			Cooper-JAP MkV - 1950		
IDEAL LAP TIME : 2:04.078		BEST LAP TIME : 2:08.057		DIFFERENCE : 3.979			
LAP	SECTOR 1	SECTOR 2	SECTOR 3	LAP TIME	MPH	DIFF	TIME OF DAY
1 -	OUTLAP	54.117	75.7	36.673			14:45:54.944
2 -	42.537	52.949	75.0	32.571	2:08.057 (1)	66.90	14:48:03.001
3 -	40.262	74.7	51.245	71.2	IN PIT	6:49.699 P	20.91 4:41.642 14:54:52.700

Earl of March Trophy

QUALIFYING - RACE 8 - SECTOR ANALYSIS



SECTOR 1 = FL to I1, SECTOR 2 = I1 to I2, SECTOR 3 = I2 to FL, DIFF = Difference To Personal Best Lap, P = Crossed Finish Line in Pit Lane, D = Time Disallowed

P26 1		Graeme SMITH			Bardon Turner-JAP - 1949		
IDEAL LAP TIME : 2:09.420		BEST LAP TIME : 2:09.420			DIFFERENCE : 0.000		
LAP	SECTOR 1	SECTOR 2	SECTOR 3	LAP TIME	MPH	DIFF	TIME OF DAY
1 -	73.1	54.835	81.8	36.037	69.7		14:45:12.449
2 -	40.782	81.4	53.771	79.7	34.867	68.7	2:09.420 (1) 66.20 14:47:21.869
3 -	40.905	83.3	57.588	77.6	35.788	65.0	2:14.281 (2) 63.80 4.861 14:49:36.150

P27 20		Gilbert LENOIR			JR Tergi-Triumph - 1950		
IDEAL LAP TIME : 2:36.323		BEST LAP TIME : 2:38.300			DIFFERENCE : 1.977		
LAP	SECTOR 1	SECTOR 2	SECTOR 3	LAP TIME	MPH	DIFF	TIME OF DAY
1 -		1:06.373	71.7	43.396			14:45:50.575
2 -	51.393	1:05.773	71.0	41.164	2:38.330 (2)	54.11	0.030 14:48:28.905
3 -	50.855	1:05.821	69.4	43.066	2:39.742	53.63	1.442 14:51:08.647
4 -	51.424	1:04.956	68.9	42.678	2:39.058 (3)	53.86	0.758 14:53:47.705
5 -	52.466	1:04.304	69.6	41.530	2:38.300 (1)	54.12	14:56:26.005
6 -	51.522	1:05.116	69.6	42.722	2:39.360	53.76	1.060 14:59:05.365

P28 68		Michael RUSSELL			Mackson-Norton - 1952		
IDEAL LAP TIME : 1:56.173		BEST LAP TIME :			DIFFERENCE :		
LAP	SECTOR 1	SECTOR 2	SECTOR 3	LAP TIME	MPH	DIFF	TIME OF DAY
1 -	OUTLAP	49.556	90.6	30.174			14:45:19.380
2 -	36.443	1:25.766	32.8	IN PIT	7:32.247 P	18.94	14:52:51.627

P29 8		Roy HUNT			Martin-Norton - 1953		
IDEAL LAP TIME : 2:15.102		BEST LAP TIME :			DIFFERENCE :		
LAP	SECTOR 1	SECTOR 2	SECTOR 3	LAP TIME	MPH	DIFF	TIME OF DAY
1 -	68.4	1:00.378	74.1	37.611	77.9		14:45:46.410

P30 32		Per HAGEMAN			Swebe-JAP - 1952		
IDEAL LAP TIME : 2:41.086		BEST LAP TIME :			DIFFERENCE :		
LAP	SECTOR 1	SECTOR 2	SECTOR 3	LAP TIME	MPH	DIFF	TIME OF DAY
1 -		1:04.402	58.7	42.230			14:46:16.231

Earl of March Trophy

QUALIFYING - RACE 8 - BEST SECTORS

SECTOR 1			SECTOR 2			SECTOR 3			IDEAL / BEST COMPARISON						
POS	NO	NAME	TIME	NO	NAME	TIME	NO	NAME	TIME	POS	NO	NAME	IDEAL	BEST	DIFF
													PERFECT LAP	1:42.428	
1	5	DE LA ROCHE	33.077	5	DE LA ROCHE	43.523	5	DE LA ROCHE	25.828	1	5	DE LA ROCHE	1:42.428	1:42.428	0.000
2	25	SHACKLETON	33.379	25	SHACKLETON	44.027	25	SHACKLETON	27.008	2	25	SHACKLETON	1:44.414	1:44.463	0.049
3	69	FROST	34.047	16	WRIGHT	45.251	16	WRIGHT	27.289	3	16	WRIGHT	1:47.502	1:47.809	0.307
4	16	WRIGHT	34.962	69	FROST	45.961	31	FOWLER	28.071	4	69	FROST	1:48.368	1:51.614	3.246
5	59	KINGSLAND	34.999	31	FOWLER	46.041	69	FROST	28.360	5	59	KINGSLAND	1:49.672	1:50.168	0.496
6	9	DE LA ROCHE	35.274	67	RUSSELL	46.183	59	KINGSLAND	28.483	6	31	FOWLER	1:49.963	1:50.024	0.061
7	23	WOODHOUSE	35.727	59	KINGSLAND	46.190	9	DE LA ROCHE	28.502	7	9	DE LA ROCHE	1:50.276	1:52.164	1.888
8	67	RUSSELL	35.838	18	CHISHOLM	46.208	53	DEDMAN	28.852	8	18	CHISHOLM	1:51.481	1:51.912	0.431
9	31	FOWLER	35.851	9	DE LA ROCHE	46.500	18	CHISHOLM	28.862	9	67	RUSSELL	1:51.731	1:57.778	6.047
10	53	DEDMAN	35.913	11	JOWSEY	47.052	23	WOODHOUSE	29.390	10	53	DEDMAN	1:52.417	1:52.433	0.016
11	11	JOWSEY	36.111	19	JONES	47.476	7	CHALLIS	29.540	11	11	JOWSEY	1:52.756	1:53.784	1.028
12	7	CHALLIS	36.196	53	DEDMAN	47.652	11	JOWSEY	29.593	12	23	WOODHOUSE	1:52.838	1:52.838	0.000
13	18	CHISHOLM	36.411	23	WOODHOUSE	47.721	67	RUSSELL	29.710	13	7	CHALLIS	1:54.135	1:55.651	1.516
14	68	RUSSELL	36.443	7	CHALLIS	48.399	68	RUSSELL	30.174	14	19	JONES	1:54.390	1:54.506	0.116
15	19	JONES	36.602	24	KUMLIN	48.845	24	KUMLIN	30.242	15	68	RUSSELL	1:56.173		
16	4	WRIGHT	36.909	4	WRIGHT	49.320	19	JONES	30.312	16	24	KUMLIN	1:56.285	1:57.307	1.022
17	8	HUNT	37.113	68	RUSSELL	49.556	65	BISHOP-MLLER	30.419	17	4	WRIGHT	1:56.808	1:56.808	0.000
18	24	KUMLIN	37.198	3	RAYNOR	49.734	4	WRIGHT	30.579	18	37	SHEPPARD	1:58.350	1:58.350	0.000
19	37	SHEPPARD	37.493	37	SHEPPARD	49.738	37	SHEPPARD	31.119	19	3	RAYNOR	1:59.783	2:01.270	1.487
20	3	RAYNOR	38.708	65	BISHOP-MLLER	51.096	3	RAYNOR	31.341	20	65	BISHOP-MLLER	2:01.360	2:02.330	0.970
21	2	EVANS	39.440	6	WATERFIELD	51.245	17	REICHMAN	32.334	21	6	WATERFIELD	2:04.078	2:08.057	3.979
22	65	BISHOP-MLLER	39.845	2	EVANS	52.471	2	EVANS	32.375	22	2	EVANS	2:04.286	2:05.582	1.296
23	6	WATERFIELD	40.262	36	HORAN	52.526	6	WATERFIELD	32.571	23	17	REICHMAN	2:05.168	2:05.606	0.438
24	17	REICHMAN	40.300	17	REICHMAN	52.534	12	RABAGLIATI	32.680	24	12	RABAGLIATI	2:06.049	2:07.016	0.967
25	12	RABAGLIATI	40.536	12	RABAGLIATI	52.833	36	HORAN	33.065	25	36	HORAN	2:07.100	2:07.100	0.000
26	1	SMITH	40.782	1	SMITH	53.771	1	SMITH	34.867	26	1	SMITH	2:09.420	2:09.420	0.000
27	36	HORAN	41.509	8	HUNT	1:00.378	8	HUNT	37.611	27	8	HUNT	2:15.102		
28	20	LENOIR	50.855	20	LENOIR	1:04.304	20	LENOIR	41.164	28	20	LENOIR	2:36.323	2:38.300	1.977
29	32	HÄGEMAN	54.454	32	HÄGEMAN	1:04.402	32	HÄGEMAN	42.230	29	32	HÄGEMAN	2:41.086		
30										30	29	WILSON		1:48.396	

Weather / Track : Bright / Dry

Results can be found at www.tsl-timing.com

Goodwood

Circuit Length = 2.3799 miles

Start: 14:42 Flag 14:57 End: 14:59

Printed - 15:00 Friday, 13 September 2019

Earl of March Trophy

QUALIFYING - RACE 8 - BEST SPEEDS

POS	INTERMEDIATE 1			INTERMEDIATE 2			FINISH LINE		
	NO	NAME	MPH	NO	NAME	MPH	NO	NAME	MPH
1	5	DE LA ROCHE	98.3	69	FROST	96.9	59	KINGSLAND	82.7
2	9	DE LA ROCHE	95.1	5	DE LA ROCHE	96.2	5	DE LA ROCHE	81.8
3	59	KINGSLAND	94.7	25	SHACKLETON	96.1	9	DE LA ROCHE	79.3
4	7	CHALLIS	93.4	59	KINGSLAND	95.8	7	CHALLIS	79.2
5	31	FOWLER	93.2	9	DE LA ROCHE	95.5	11	JOWSEY	79.1
6	23	WOODHOUSE	92.1	7	CHALLIS	94.2	31	FOWLER	78.1
7	4	WRIGHT	91.4	23	WOODHOUSE	94.1	8	HUNT	77.9
8	24	KUMLIN	88.5	53	DEDMAN	93.7	19	JONES	77.6
9	67	RUSSELL	88.4	18	CHISHOLM	92.9	23	WOODHOUSE	77.5
10	11	JOWSEY	88.1	11	JOWSEY	92.5	4	WRIGHT	76.2
11	19	JONES	86.4	31	FOWLER	92.3	24	KUMLIN	76.0
12	1	SMTH	83.3	16	WRIGHT	91.0	67	RUSSELL	75.2
13	8	HUNT	80.6	67	RUSSELL	90.6	17	REICHMAN	71.3
14	12	RABAGLIATI	79.6	68	RUSSELL	90.6	65	BISHOP-MLLER	70.8
15	17	REICHMAN	77.6	3	RAYNOR	90.5	1	SMTH	69.7
16	65	BISHOP-MLLER	76.6	19	JONES	90.0			
17	6	WATERFIELD	74.7	37	SHEPPARD	89.9			
18				4	WRIGHT	88.5			
19				24	KUMLIN	88.4			
20				2	EVANS	83.5			
21				12	RABAGLIATI	82.7			
22				1	SMTH	81.8			
23				17	REICHMAN	81.3			
24				36	HORAN	76.6			
25				65	BISHOP-MLLER	76.2			
26				6	WATERFIELD	75.7			
27				8	HUNT	74.1			
28				20	LENOIR	71.7			
29				32	HÄGEMAN	58.7			
30									

Weather / Track : Bright / Dry

Results can be found at www.tsl-timing.com

Goodwood
Circuit Length = 2.3799 miles
Start: 14:42 Flag 14:57 End: 14:59

Printed - 15:00 Friday, 13 September 2019

Earl of March Trophy

QUALIFYING - RACE 8 - STATISTICS

Competitors Started 30
Planned Start 2019-09-13 @ 14:35:00.000
Actual Start 2019-09-13 @ 14:42:34.650
Finish Time 2019-09-13 @ 14:57:36.537
Track Length 2.3799mi.
Total Laps 173
Total Distance Covered 411.7399mi.

Session Fastest Lap History

NO	NAME	LAP TIME	TIME OF DAY	LAP	VEHICLE
67	Gordon RUSSELL	1:57.778	14:46:45.942	2	Kieft-Norton CK54
16	Stuart WRIGHT	1:51.078	14:47:01.067	2	Cooper-JAP Mk11
29	Chris WILSON	1:48.397	14:47:05.157	2	Cooper-Norton Mk8
5	Peter DE LA ROCHE	1:46.990	14:47:28.131	2	Cooper-JAP Mk5
5	Peter DE LA ROCHE	1:44.868	14:49:13.003	3	Cooper-JAP Mk5
5	Peter DE LA ROCHE	1:42.428	14:54:30.524	6	Cooper-JAP Mk5

Flag History

TYPE	TIME OF DAY
GREEN	14:42:34.650
FINISH	14:57:36.537

Flag Statistics

TYPE	COUNT	TOTAL LAPS	TOTAL TIME
Green	1	8	17:21.848
Red	0	0	0.000
Safety Car	0	0	0.000
FCY	0	0	0.000

Weather / Track : Bright / Dry

Results can be found at www.tsl-timing.com

Goodwood
Circuit Length = 2.3799 miles
Start: 14:42 Flag 14:57 End: 14:59

Printed - 15:01 Friday, 13 September 2019



Earl of March Trophy

RACE 8 - GRID (20 minutes)

ROW 12	29	8	Roy HUNT	30	32	Per HÄGEMAN			
ROW 11	26	1	Graeme SMITH	27	20	Gilbert LENOIR	28	68	Michael RUSSELL
ROW 10	24	36	Kerry HORAN	25	6	Tom WATERFIELD			
ROW 9	21	2	Simon EVANS	22	17	Marek REICHMAN	23	12	Duncan RABAGLIATI
ROW 8	19	3	Andy RAYNOR	20	65	Richard BISHOP-MILLER			
ROW 7	16	24	Peter KUMLIN	17	67	Gordon RUSSELL	18	37	Martin SHEPPARD
ROW 6	14	7	Nigel CHALLIS	15	4	Roy WRIGHT			
ROW 5	11	23	David WOODHOUSE	12	11	Edwin JOWSEY	13	19	Gareth JONES
ROW 4	9	9	Richard DE LA ROCHE	10	53	Simon DEDMAN			
ROW 3	6	59	Xavier KINGSLAND	7	69	Simon FROST	8	18	John CHISHOLM
ROW 2	4	29	Chris WILSON	5	31	Mike FOWLER			
ROW 1	1	5	Peter DE LA ROCHE	2	25	George SHACKLETON	3	16	Stuart WRIGHT
Pole									

Goodwood
Circuit Length = 2.3799 miles

These results are provisional until the conclusion of any judicial and technical matters.

Clerk Of Course :	Steward :	Timekeeper :



Earl of March Trophy

RACE 8 - CLASSIFICATION

POS	NO	NAME	ENTRY	LAPS	TIME	GAP	DIFF	MPH	BEST	ON
1	5	Peter DE LA ROCHE	Cooper-JAP Mk5 - 1951	9	15:42.700			81.79	1:42.811	9
2	67	Gordon RUSSELL	Kieft-Norton CK54 - 1954	9	15:57.906	15.206	15.206	80.50	1:44.523	2
3	29	Chris WILSON	Cooper-Norton Mk8 - 1954	9	16:11.120	28.420	13.214	79.40	1:45.161	2
4	11	Edwin JOWSEY	Iota Wasp JAP - 1949	9	16:46.794	1:04.094	35.674	76.59	1:48.972	5
5	31	Mike FOWLER	Cooper-Norton Mk5 - 1951	9	16:53.597	1:10.897	6.803	76.07	1:49.880	5
6	68	Michael RUSSELL	Mackson-Norton - 1952	9	17:03.099	1:20.399	9.502	75.37	1:50.940	4
7	7	Nigel CHALLIS	Cooper-Norton Mk8 - 1954	9	17:16.734	1:34.034	13.635	74.37	1:52.891	7
8	9	Richard DE LA ROCHE	Smith-Buckler-JAP - 1951	9	17:23.668	1:40.968	6.934	73.88	1:49.571	4
9	3	Andy RAYNOR	Kieft-Norton CK54 - 1954	8	15:54.202	1 Lap	1 Lap	71.83	1:56.003	8
10	37	Martin SHEPPARD	Effyh-Norton Brynfan Tyddyn Special - 1950	8	15:55.092	1 Lap	0.890	71.76	1:56.042	8
11	4	Roy WRIGHT	Flash-Norton Special - 1957	8	15:58.388	1 Lap	3.296	71.52	1:55.598	4
12	69	Simon FROST	Martin-Norton - 1954	8	16:34.502	1 Lap	36.114	68.92	1:54.054	2
13	36	Kerry HORAN	Trenberth-Vincent - 1952	8	17:22.192	1 Lap	47.690	65.76	2:04.371	7
14	12	Duncan RABAGLIATI	Comet Mk1 - 1951	7	16:01.867	2 Laps	1 Lap	62.35	2:12.744	7

NOT CLASSIFIED

DNF	16	Stuart WRIGHT	Cooper-JAP Mk11 - 1957	7	13:02.944	2 Laps		76.60	1:47.983	3
DNF	53	Simon DEDMAN	Waye - 1953	7	13:16.062	2 Laps	13.118	75.34	1:50.977	4
DNF	2	Simon EVANS	JP Mk16 - 1951	7	15:54.507	2 Laps	2:38.445	62.83	1:59.678	7
DNF	8	Roy HUNT	Martin-Norton - 1953	6	11:35.341	3 Laps	1 Lap	73.93	1:51.713	2
DNF	17	Marek REICHMAN	Emeryson-JAP - 1951	6	12:17.510	3 Laps	42.169	69.70	1:59.683	4
NC	19	Gareth JONES	Cousy-Triumph - 1955	6	17:01.227	3 Laps	4:43.717	50.33	2:03.695	2
DNF	18	John CHISHOLM	Arnott-JAP - 1952	5	9:47.493	4 Laps	1 Lap	72.91	1:52.883	3
DNF	20	Gilbert LENOIR	JR Tergi-Triumph - 1950	5	12:03.545	4 Laps	2:16.052	59.20	2:20.328	2
DNF	25	George SHACKLETON	Cooper-Norton Mk11 - 1957	4	7:07.700	5 Laps	1 Lap	80.13	1:43.450	4
DNF	1	Graeme SMITH	Bardon Turner-JAP - 1949	4	9:30.073	5 Laps	2:22.373	60.11	2:15.237	2
DNF	24	Peter KUMLIN	Effyh-JAP TT13 - 1949	2	4:12.820	7 Laps	2 Laps	67.77	1:59.929	2
DNF	6	Tom WATERFIELD	Cooper-JAP MkV - 1950	1	2:07.265	8 Laps	1 Lap	67.32	2:07.265	1
DNF	59	Xavier KINGSLAND	Erskine Staride-Norton - 1953	0						
DNF	65	Richard BISHOP-MILLER	Revis-JAP 500 - 1952	0						
DNF	32	Per HAGEMAN	Swebe-JAP - 1952	0						

FASTEST LAP

5	Peter DE LA ROCHE	Cooper-JAP Mk5 - 1951	9	1:42.811	83.33 mph	134.11 kph
---	-------------------	-----------------------	---	----------	-----------	------------

Car 2 - not running at time of Red Flag

Weather / Track : Bright / Dry

These results are provisional until the conclusion of any judicial and technical matters.

Goodwood

Circuit Length = 2.3799 miles

Start: 09:28 Flag 09:44 End: 09:49

Clerk Of Course :	Steward :	Timekeeper :

Earl of March Trophy

RACE 8 - LAP CHART

LAP 1 @ 09:30:27.592			LAP 2 @ 09:32:12.077			LAP 3 @ 09:33:56.181			LAP 4 @ 09:35:40.482			LAP 5 @ 09:37:23.934		
NO	BEHIND	LAP TIME	NO	BEHIND	LAP TIME	NO	BEHIND	LAP TIME	NO	BEHIND	LAP TIME	NO	BEHIND	LAP TIME
5		1:52.377	5		1:44.485	5		1:44.104	5		1:44.301	5		1:43.452
25	1.051	1:53.428	25	2.989	1:46.423	25	3.284	1:44.399	12	1 Lap	2:19.262	67	7.569	1:45.232
29	2.866	1:55.243	29	3.542	1:45.161	67	5.245	1:45.166	25	2.433	1:43.450	29	16.013	1:47.660
16	3.605	1:55.982	67	4.183	1:44.523	29	6.865	1:47.427	67	5.789	1:44.845	12	1 Lap	2:15.456
67	4.145	1:56.522	2	1 Lap	3:46.554	31	19.639	1:52.367	20	1 Lap	2:23.868	16	33.913	1:51.375
31	5.055	1:57.432	31	11.376	1:50.806	16	19.695	1:47.983	29	11.805	1:49.241	11	34.075	1:48.972
18	8.420	2:00.797	16	15.816	1:56.696	11	22.552	1:49.775	16	25.990	1:50.596	31	35.796	1:49.880
11	8.460	2:00.837	11	16.881	1:52.906	53	25.344	1:51.336	11	28.555	1:50.304	1	1 Lap	2:27.978
53	9.663	2:02.040	53	18.112	1:52.934	2	1 Lap	2:00.161	31	29.368	1:54.030	53	42.058	1:53.490
7	12.484	2:04.861	18	19.126	1:55.191	18	27.905	1:52.883	53	32.020	1:50.977	20	1 Lap	2:22.033
69	13.348	2:05.725	7	21.669	1:53.670	8	29.925	1:51.767	68	38.905	1:50.940	68	48.062	1:52.609
68	14.280	2:06.657	8	22.262	1:51.713	7	31.325	1:53.760	18	39.381	1:55.777	8	50.839	1:52.592
6	14.888	2:07.265	69	22.917	1:54.054	68	32.266	1:53.212	8	41.699	1:56.075	7	51.576	1:53.023
8	15.034	2:07.411	68	23.158	1:53.363	69	33.126	1:54.313	7	42.005	1:54.981	9	56.098	1:53.159
37	17.032	2:09.409	37	32.656	2:00.109	9	41.121	1:51.770	2	1 Lap	2:02.157	18	58.774	2:02.845
3	17.444	2:09.821	3	33.240	2:00.281	3	46.801	1:57.665	69	45.524	1:56.699	2	1 Lap	2:02.464
17	18.302	2:10.679	9	33.455	1:53.466	37	47.719	1:59.167	9	46.391	1:49.571	69	1:03.758	2:01.686
24	20.514	2:12.891	17	35.635	2:01.818	4	50.736	1:58.180	3	59.449	1:56.949	3	1:14.021	1:58.024
4	22.771	2:15.148	24	35.958	1:59.929	17	51.586	2:00.055	37	1:01.765	1:58.347	37	1:15.962	1:57.649
9	24.474	2:16.851	4	36.660	1:58.374	19	1:07.706	2:07.686	4	1:02.033	1:55.598	4	1:16.309	1:57.728
36	24.678	2:17.055	19	44.124	2:03.695	36	1:14.872	2:13.316	17	1:06.968	1:59.683	17	1:27.226	2:03.710
19	24.914	2:17.291	36	45.660	2:05.467	1	1:41.129	2:17.631	36	1:43.183	2:12.612			
12	32.775	2:25.152	1	1:07.602	2:15.237									
20	36.212	2:28.589	12	1:10.534	2:22.244									
1	36.850	2:29.227	20	1:12.055	2:20.328									

Weather / Track : Bright / Dry

Results can be found at www.tsl-timing.com

Page 1 of 2

Goodwood

Circuit Length = 2.3799 miles

Start: 09:28 Flag 09:44 End: 09:49

Printed - 09:56 Sunday, 15 September 2019

Earl of March Trophy

RACE 8 - LAP CHART

LAP 6 @ 09:39:07.957			LAP 7 @ 09:40:51.986			LAP 8 @ 09:42:35.104			LAP 9 @ 09:44:17.915		
NO	BEHIND	LAP TIME	NO	BEHIND	LAP TIME	NO	BEHIND	LAP TIME	NO	BEHIND	LAP TIME
5		1:44.023	5		1:44.029	5		1:43.118	5		1:42.811
67	9.290	1:45.744	17	1 Lap	2:01.565	67	12.257	1:45.357	3	1 Lap	1:56.003
29	17.738	1:45.748	67	10.018	1:44.757	69	1 Lap	2:14.309	2	2 Laps	1:59.678
36	1 Lap	2:10.933	29	20.098	1:46.389	29	25.712	1:48.732	37	1 Lap	1:56.042
11	39.874	1:49.822	19	3 Laps	6:21.946 P	11	54.035	1:51.684	67	15.206	1:45.760
16	39.903	1:50.013	11	45.469	1:49.624	19	3 Laps	2:06.839	4	1 Lap	1:58.572
31	44.726	1:52.953	16	46.173	1:50.299	31	1:01.211	1:52.508	12	2 Laps	2:12.744
53	51.053	1:53.018	36	1 Lap	2:08.183	68	1:11.829	1:52.194	29	28.420	1:45.519
68	55.559	1:51.520	31	51.821	1:51.124	36	1 Lap	2:04.371	69	1 Lap	2:19.320
12	1 Lap	2:12.881	53	59.291	1:52.267	7	1:21.504	1:53.320	11	1:04.094	1:52.870
7	1:02.440	1:54.887	68	1:02.753	1:51.223	9	1:22.461	1:56.538	31	1:10.897	1:52.497
9	1:02.447	1:50.372	9	1:09.041	1:50.623				19	3 Laps	2:03.770
8	1:02.599	1:55.783	7	1:11.302	1:52.891				68	1:20.399	1:51.381
2	1 Lap	2:01.760	12	1 Lap	2:14.128				7	1:34.034	1:55.341
3	1:28.057	1:58.059	2	1 Lap	2:01.733				36	1 Lap	2:10.255
69	1:28.131	2:08.396	3	1:41.428	1:57.400				9	1:40.968	2:01.318
37	1:28.833	1:56.894	37	1:42.279	1:57.475						
4	1:30.652	1:58.366	4	1:43.045	1:56.422						
20	1 Lap	2:28.727									

Weather / Track : Bright / Dry

Results can be found at www.tsl-timing.com

Page 2 of 2

Goodwood
 Circuit Length = 2.3799 miles
 Start: 09:28 Flag 09:44 End: 09:49

Printed - 09:56 Sunday, 15 September 2019

Earl of March Trophy

RACE 8 - POSITION CHART

No	Name	Lap										
		Pos	1	2	3	4	5	6	7	8	9	10
5	DE LA ROCHE	1	5	5	5	5	5	5	5	5	5	5
25	SHACKLETON	2	25	25	25	25	67	67	67	67	67	67
16	WRIGHT	3	29	29	67	67	29	29	29	29	29	29
29	WILSON	4	16	67	29	29	16	11	11	11	11	11
31	FOWLER	5	67	31	31	16	11	16	16	31	31	31
59	KINGSLAND	6	31	16	16	11	31	31	31	68	68	68
69	FROST	7	18	11	11	31	53	53	53	7	7	7
18	CHISHOLM	8	11	53	53	53	68	68	68	9	9	9
9	DE LA ROCHE	9	53	18	18	68	8	7	9	3	3	3
53	DEDMAN	10	7	7	8	18	7	9	7	37	37	37
11	JOWSEY	11	69	8	7	8	9	8	3	4	4	4
19	JONES	12	68	69	68	7	18	3	37	69	69	69
7	CHALLIS	13	6	68	69	69	69	69	4	36	36	36
4	WRIGHT	14	8	37	9	9	3	37	69	69	69	69
24	KUMLIN	15	37	3	3	3	37	4	36	36	36	36
67	RUSSELL	16	3	9	37	37	4	17	2	2	2	2
37	SHEPPARD	17	17	17	4	4	17	36	12	12	12	12
3	RAYNOR	18	24	24	17	17	36	12	12	12	12	12
65	BISHOP-MLLER	19	4	4	19	36	12	2	2	2	2	2
2	EVANS	20	9	19	36	12	2	19	19	19	19	19
17	REICHMAN	21	36	36	1	1	20	20	20	20	20	20
12	RABAGLIATI	22	19	1	12	20	19	19	19	19	19	19
36	HORAN	23	12	12	20	2	2	2	2	2	2	2
6	WATERFIELD	24	20	20	2	19	19	19	19	19	19	19
1	SMITH	25	1	2	2	2	2	2	2	2	2	2
20	LENOIR	26	2	2	2	2	2	2	2	2	2	2
68	RUSSELL	27	27	27	27	27	27	27	27	27	27	27
8	HUNT	28	28	28	28	28	28	28	28	28	28	28
32	HAGEMAN	29	29	29	29	29	29	29	29	29	29	29

Weather / Track : Bright / Dry

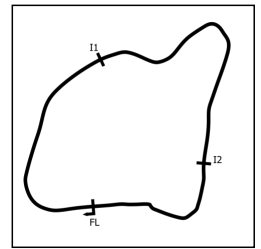
Results can be found at www.tsl-timing.com

Goodwood
 Circuit Length = 2.3799 miles
 Start: 09:28 Flag 09:44 End: 09:49

Printed - 09:56 Sunday, 15 September 2019

Earl of March Trophy

RACE 8 - SECTOR ANALYSIS



SECTOR 1 = FL to I1, SECTOR 2 = I1 to I2, SECTOR 3 = I2 to FL, DIFF = Difference To Personal Best Lap, P = Crossed Finish Line in Pit Lane, D = Time Disallowed

P1 5		Peter DE LA ROCHE			Cooper-JAP Mk5 - 1951					
IDEAL LAP TIME : 1:42.509		BEST LAP TIME : 1:42.811		DIFFERENCE : 0.302						
LAP	SECTOR 1	SECTOR 2	SECTOR 3	LAP TIME	MPH	DIFF	TIME OF DAY			
1 -		93.7	43.775	93.5	26.650	77.4	1:52.377	76.24	9.566	09:30:27.592
2 -	34.343	97.5	43.495	93.8	26.647	78.3	1:44.485	82.00	1.674	09:32:12.077
3 -	34.438	95.3	43.498	93.3	26.168	79.4	1:44.104	82.30	1.293	09:33:56.181
4 -	34.280	96.1	43.109	94.2	26.912	80.5	1:44.301	82.14	1.490	09:35:40.482
5 -	34.300	95.1	43.122	94.5	26.030	80.1	1:43.452 (3)	82.82	0.641	09:37:23.934
6 -	34.217	94.7	43.238	94.6	26.568	79.8	1:44.023	82.36	1.212	09:39:07.957
7 -	34.003	96.1	43.022	96.8	27.004	79.9	1:44.029	82.36	1.218	09:40:51.986
8 -	33.894	97.3	43.066	97.9	26.158	81.5	1:43.118 (2)	83.08	0.307	09:42:35.104
9 -	33.539	98.3	42.940	95.5	26.332	79.9	1:42.811 (1)	83.33		09:44:17.915

P2 67		Gordon RUSSELL			Kieft-Norton CK54 - 1954					
IDEAL LAP TIME : 1:43.532		BEST LAP TIME : 1:44.523		DIFFERENCE : 0.991						
LAP	SECTOR 1	SECTOR 2	SECTOR 3	LAP TIME	MPH	DIFF	TIME OF DAY			
1 -		86.2	44.475	98.8	27.653	81.9	1:56.522	73.53	11.999	09:30:31.737
2 -	33.046	100.4	43.649	99.2	27.828	82.1	1:44.523 (1)	81.97		09:32:16.260
3 -	33.116	100.0	44.361	89.2	27.689	80.9	1:45.166	81.47	0.643	09:34:01.426
4 -	33.146	100.6	43.033	97.9	28.666	79.1	1:44.845 (3)	81.72	0.322	09:35:46.271
5 -	33.774	99.7	43.392	98.1	28.066	81.6	1:45.232	81.42	0.709	09:37:31.503
6 -	33.883	97.8	44.270	96.4	27.591	81.9	1:45.744	81.02	1.221	09:39:17.247
7 -	33.452	97.8	43.758	97.2	27.547	81.5	1:44.757 (2)	81.78	0.234	09:41:02.004
8 -	33.341	97.9	44.563	97.8	27.453	81.8	1:45.357	81.32	0.834	09:42:47.361
9 -	33.295	98.6	43.660	99.1	28.805	81.2	1:45.760	81.01	1.237	09:44:33.121

P3 29		Chris WILSON			Cooper-Norton Mk8 - 1954					
IDEAL LAP TIME : 1:44.941		BEST LAP TIME : 1:45.161		DIFFERENCE : 0.220						
LAP	SECTOR 1	SECTOR 2	SECTOR 3	LAP TIME	MPH	DIFF	TIME OF DAY			
1 -		90.9	44.960	96.4	28.115		1:55.243	74.34	10.082	09:30:30.458
2 -	33.527	100.6	43.990	96.8	27.644		1:45.161 (1)	81.47		09:32:15.619
3 -	34.551	92.6	44.636	92.5	28.240	81.1	1:47.427	79.75	2.266	09:34:03.046
4 -	34.899	91.0	45.149	91.1	29.193		1:49.241	78.43	4.080	09:35:52.287
5 -	34.793	94.7	44.865	95.3	28.002	81.6	1:47.660	79.58	2.499	09:37:39.947
6 -	33.944	97.1	44.000	96.9	27.804	80.3	1:45.748 (3)	81.02	0.587	09:39:25.695
7 -	33.976	96.0	44.478	97.8	27.935	80.4	1:46.389	80.53	1.228	09:41:12.084
8 -	34.102	93.2	46.602	94.2	28.028	82.0	1:48.732	78.79	3.571	09:43:00.816
9 -	34.059	98.6	44.036	96.5	27.424	82.4	1:45.519 (2)	81.19	0.358	09:44:46.335

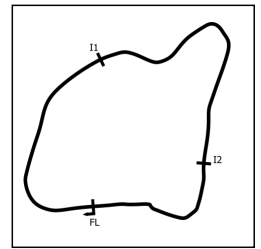
P4 11		Edwin JOWSEY			Iota Wasp JAP - 1949					
IDEAL LAP TIME : 1:48.654		BEST LAP TIME : 1:48.972		DIFFERENCE : 0.318						
LAP	SECTOR 1	SECTOR 2	SECTOR 3	LAP TIME	MPH	DIFF	TIME OF DAY			
1 -		91.8	47.425	92.5	29.225		2:00.837	70.90	11.865	09:30:36.052
2 -	37.516	92.3	46.246	90.0	29.144		1:52.906	75.88	3.934	09:32:28.958
3 -	35.761	93.5	45.668	91.1	28.346		1:49.775 (3)	78.05	0.803	09:34:18.733
4 -	36.021	92.8	45.580	92.1	28.703		1:50.304	77.67	1.332	09:36:09.037
5 -	35.736	91.5	45.201	93.2	28.035		1:48.972 (1)	78.62		09:37:58.009
6 -	35.418	92.9	45.785	93.0	28.619		1:49.822	78.01	0.850	09:39:47.831
7 -	36.057	90.9	45.462	93.3	28.105	76.5	1:49.624 (2)	78.15	0.652	09:41:37.455
8 -	36.029	91.4	47.203	90.6	28.452	78.0	1:51.684	76.71	2.712	09:43:29.139
9 -	37.190	88.7	46.402	88.7	29.278	77.4	1:52.870	75.91	3.898	09:45:22.009

Weather / Track : Bright / Dry

Goodwood
Circuit Length = 2.3799 miles
Start: 09:28 Flag 09:44 End: 09:49

Earl of March Trophy

RACE 8 - SECTOR ANALYSIS



SECTOR 1 = FL to I1, SECTOR 2 = I1 to I2, SECTOR 3 = I2 to FL, DIFF = Difference To Personal Best Lap, P = Crossed Finish Line in Pit Lane, D = Time Disallowed

P5 31		Mike FOWLER		Cooper-Norton Mk5 - 1951						
IDEAL LAP TIME : 1:48.987		BEST LAP TIME : 1:49.880		DIFFERENCE : 0.893						
LAP	SECTOR 1	SECTOR 2	SECTOR 3	LAP TIME	MPH	DIFF	TIME OF DAY			
1 -		95.4	46.078	94.1	28.514	77.2	1:57.432	72.96	7.552	09:30:32.647
2 -	35.586	94.5	46.146	91.4	29.074	76.3	1:50.806 (2)	77.32	0.926	09:32:23.453
3 -	36.842	93.0	46.639	90.6	28.886	76.1	1:52.367	76.25	2.487	09:34:15.820
4 -	37.450	89.8	47.076	91.3	29.504	76.5	1:54.030	75.13	4.150	09:36:09.850
5 -	35.409	95.0	45.436	93.9	29.035	76.9	1:49.880 (1)	77.97		09:37:59.730
6 -	38.352	91.3	46.131	92.5	28.470	77.0	1:52.953	75.85	3.073	09:39:52.683
7 -	36.255	92.5	46.727	92.9	28.142	77.4	1:51.124 (3)	77.10	1.244	09:41:43.807
8 -	37.440	91.8	46.624	92.3	28.444	76.6	1:52.508	76.15	2.628	09:43:36.315
9 -	35.994	93.2	47.388	92.1	29.115	75.6	1:52.497	76.16	2.617	09:45:28.812

P6 68		Michael RUSSELL		Mackson-Norton - 1952						
IDEAL LAP TIME : 1:50.316		BEST LAP TIME : 1:50.940		DIFFERENCE : 0.624						
LAP	SECTOR 1	SECTOR 2	SECTOR 3	LAP TIME	MPH	DIFF	TIME OF DAY			
1 -		47.558	94.1	30.134		2:06.657	67.64	15.717	09:30:41.872	
2 -	35.339	47.744	87.6	30.280		1:53.363	75.58	2.423	09:32:35.235	
3 -	35.453	47.196	95.8	30.563		1:53.212	75.68	2.272	09:34:28.447	
4 -	35.326	46.298	91.9	29.316		1:50.940 (1)	77.23		09:36:19.387	
5 -	36.004	47.555	86.0	29.050		1:52.609	76.08	1.669	09:38:11.996	
6 -	36.335	46.493	91.8	28.692		1:51.520	76.82	0.580	09:40:03.516	
7 -	35.954	46.359	92.1	28.910		1:51.223 (2)	77.03	0.283	09:41:54.739	
8 -	35.944	46.543	91.0	29.707		1:52.194	76.36	1.254	09:43:46.933	
9 -	36.098	46.505	90.6	28.778		1:51.381 (3)	76.92	0.441	09:45:38.314	

P7 7		Nigel CHALLIS		Cooper-Norton Mk8 - 1954						
IDEAL LAP TIME : 1:51.888		BEST LAP TIME : 1:52.891		DIFFERENCE : 1.003						
LAP	SECTOR 1	SECTOR 2	SECTOR 3	LAP TIME	MPH	DIFF	TIME OF DAY			
1 -		47.842	94.1	30.415	76.0	2:04.861	68.61	11.970	09:30:40.076	
2 -	36.522	96.1	47.036	94.2	30.112	77.2	1:53.670	75.37	0.779	09:32:33.746
3 -	36.768	93.5	46.849	96.9	30.143	76.5	1:53.760	75.31	0.869	09:34:27.506
4 -	36.175	94.2	46.764	83.5	32.042	76.4	1:54.981	74.51	2.090	09:36:22.487
5 -	36.060		47.556	96.0	29.407	78.5	1:53.023 (2)	75.80	0.132	09:38:15.510
6 -	37.554	93.9	47.192	95.7	30.141		1:54.887	74.57	1.996	09:40:10.397
7 -	36.147	94.2	47.318	96.8	29.426	77.3	1:52.891 (1)	75.89		09:42:03.288
8 -	36.323	94.6	46.421	95.8	30.576	76.1	1:53.320 (3)	75.60	0.429	09:43:56.608
9 -	36.824	91.4	47.537	92.8	30.980	76.0	1:55.341	74.28	2.450	09:45:51.949

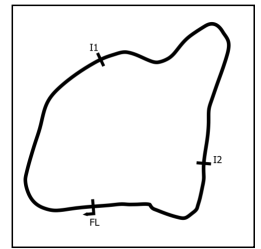
P8 9		Richard DE LA ROCHE		Smith-Buckler-JAP - 1951						
IDEAL LAP TIME :		BEST LAP TIME : 1:49.571		DIFFERENCE :						
LAP	SECTOR 1	SECTOR 2	SECTOR 3	LAP TIME	MPH	DIFF	TIME OF DAY			
1 -						2:16.851	62.60	27.280	09:30:52.066	
2 -						1:53.466	75.51	3.895	09:32:45.532	
3 -						1:51.770	76.65	2.199	09:34:37.302	
4 -						1:49.571 (1)	78.19		09:36:26.873	
5 -						1:53.159	75.71	3.588	09:38:20.032	
6 -						1:50.372 (2)	77.62	0.801	09:40:10.404	
7 -						1:50.623 (3)	77.45	1.052	09:42:01.027	
8 -						1:56.538	73.52	6.967	09:43:57.565	
9 -						2:01.318	70.62	11.747	09:45:58.883	

Weather / Track : Bright / Dry

Goodwood
Circuit Length = 2.3799 miles
Start: 09:28 Flag 09:44 End: 09:49

Earl of March Trophy

RACE 8 - SECTOR ANALYSIS



SECTOR 1 = FL to I1, SECTOR 2 = I1 to I2, SECTOR 3 = I2 to FL, DIFF = Difference To Personal Best Lap, P = Crossed Finish Line in Pit Lane, D = Time Disallowed

P9 3		Andy RAYNOR		Kieft-Norton CK54 - 1954				
IDEAL LAP TIME : 1:55.075		BEST LAP TIME : 1:56.003		DIFFERENCE : 0.928				
LAP	SECTOR 1	SECTOR 2	SECTOR 3	LAP TIME	MPH	DIFF	TIME OF DAY	
1 -		49.599	91.3	31.596	2:09.821	65.99	13.818	09:30:45.036
2 -	39.129	49.313	89.9	31.839	2:00.281	71.23	4.278	09:32:45.317
3 -	38.448	48.521	92.8	30.696	1:57.665	72.81	1.662	09:34:42.982
4 -	38.017	47.816	91.0	31.116	1:56.949 (2)	73.26	0.946	09:36:39.931
5 -	37.903	49.090	90.3	31.031	1:58.024	72.59	2.021	09:38:37.955
6 -	39.001	48.084	94.7	30.974	1:58.059	72.57	2.056	09:40:36.014
7 -	37.831	49.260	92.1	30.309	1:57.400 (3)	72.98	1.397	09:42:33.414
8 -	36.950	48.663	93.7	30.390	1:56.003 (1)	73.86		09:44:29.417

P10 37		Martin SHEPPARD		Effyh-Norton Brynfan Tyddyn Special - 1950				
IDEAL LAP TIME : 1:55.792		BEST LAP TIME : 1:56.042		DIFFERENCE : 0.250				
LAP	SECTOR 1	SECTOR 2	SECTOR 3	LAP TIME	MPH	DIFF	TIME OF DAY	
1 -		50.319	89.1	31.930	2:09.409	66.20	13.367	09:30:44.624
2 -	38.601	49.895	88.0	31.613	2:00.109	71.33	4.067	09:32:44.733
3 -	38.397	49.219	89.7	31.551	1:59.167	71.89	3.125	09:34:43.900
4 -	38.186	49.082	90.6	31.079	1:58.347	72.39	2.305	09:36:42.247
5 -	37.724	49.089	91.1	30.836	1:57.649	72.82	1.607	09:38:39.896
6 -	38.161	48.270	92.4	30.463	1:56.894 (2)	73.29	0.852	09:40:36.790
7 -	37.853	49.179	91.8	30.443	1:57.475 (3)	72.93	1.433	09:42:34.265
8 -	37.163	48.520	91.6	30.359	1:56.042 (1)	73.83		09:44:30.307

P11 4		Roy WRIGHT		Flash-Norton Special - 1957						
IDEAL LAP TIME : 1:54.530		BEST LAP TIME : 1:55.598		DIFFERENCE : 1.068						
LAP	SECTOR 1	SECTOR 2	SECTOR 3	LAP TIME	MPH	DIFF	TIME OF DAY			
1 -		82.4	53.049	89.0	31.721	72.0	2:15.148	63.39	19.550	09:30:50.363
2 -	38.686	85.4	49.588	88.5	30.100	75.4	1:58.374	72.38	2.776	09:32:48.737
3 -	38.562	79.1	49.031	88.3	30.587	74.8	1:58.180	72.49	2.582	09:34:46.917
4 -	37.129	87.0	47.301	91.5	31.168	75.2	1:55.598 (1)	74.11		09:36:42.515
5 -	37.989	87.6	48.703	91.6	31.036	71.8	1:57.728 (3)	72.77	2.130	09:38:40.243
6 -	38.468	86.4	49.206	91.9	30.692	75.3	1:58.366	72.38	2.768	09:40:38.609
7 -	37.505	84.2	48.775	92.5	30.142	74.4	1:56.422 (2)	73.59	0.824	09:42:35.031
8 -	38.084	90.4	49.812	87.6	30.676	74.9	1:58.572	72.25	2.974	09:44:33.603

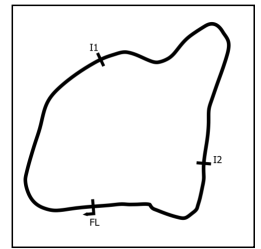
P12 69		Simon FROST		Martin-Norton - 1954				
IDEAL LAP TIME : 1:53.444		BEST LAP TIME : 1:54.054		DIFFERENCE : 0.610				
LAP	SECTOR 1	SECTOR 2	SECTOR 3	LAP TIME	MPH	DIFF	TIME OF DAY	
1 -		48.753	91.5	30.026	2:05.725	68.14	11.671	09:30:40.940
2 -	36.152	47.590	88.0	30.312	1:54.054 (1)	75.12		09:32:34.994
3 -	35.828	47.966	90.1	30.519	1:54.313 (2)	74.95	0.259	09:34:29.307
4 -	36.869	48.757	85.1	31.073	1:56.699 (3)	73.41	2.645	09:36:26.006
5 -	38.056	51.807	80.0	31.823	2:01.686	70.41	7.632	09:38:27.692
6 -	40.398	52.300	76.6	35.698	2:08.396	66.73	14.342	09:40:36.088
7 -	43.163	56.741	74.9	34.405	2:14.309	63.79	20.255	09:42:50.397
8 -	43.927	59.474	72.5	35.919	2:19.320	61.49	25.266	09:45:09.717

Weather / Track : Bright / Dry

Goodwood
Circuit Length = 2.3799 miles
Start: 09:28 Flag 09:44 End: 09:49

Earl of March Trophy

RACE 8 - SECTOR ANALYSIS



SECTOR 1 = FL to I1, SECTOR 2 = I1 to I2, SECTOR 3 = I2 to FL, DIFF = Difference To Personal Best Lap, P = Crossed Finish Line in Pit Lane, D = Time Disallowed

P13 36		Kerry HORAN		Trenberth-Vincent - 1952					
IDEAL LAP TIME : 2:02.695		BEST LAP TIME : 2:04.371		DIFFERENCE : 1.676					
LAP	SECTOR 1	SECTOR 2	SECTOR 3	LAP TIME	MPH	DIFF	TIME OF DAY		
1 -		52.545	80.0	32.350	2:17.055	62.51	12.684	09:30:52.270	
2 -	40.365	81.6	51.787	80.3	33.315	2:05.467 (2)	68.28	1.096	09:32:57.737
3 -	43.392	74.8	54.788	71.6	35.136	2:13.316	64.26	8.945	09:35:11.053
4 -	43.169	73.7	54.669	72.3	34.774	2:12.612	64.60	8.241	09:37:23.665
5 -	42.773		53.351	72.0	34.809	2:10.933	65.43	6.562	09:39:34.598
6 -	42.398		53.881	80.5	31.904	2:08.183 (3)	66.84	3.812	09:41:42.781
7 -	39.919		53.281	81.8	31.171	71.6	2:04.371 (1)	68.89	09:43:47.152
8 -	39.737	78.3	56.258	78.4	34.260	2:10.255	65.77	5.884	09:45:57.407

P14 12		Duncan RABAGLIATI		CometMk1 - 1951					
IDEAL LAP TIME : 2:11.413		BEST LAP TIME : 2:12.744		DIFFERENCE : 1.331					
LAP	SECTOR 1	SECTOR 2	SECTOR 3	LAP TIME	MPH	DIFF	TIME OF DAY		
1 -		75.2	55.266	76.0	35.161	2:25.152	59.02	12.408	09:31:00.367
2 -	44.657	70.1	58.745	72.2	38.842	2:22.244	60.23	9.500	09:33:22.611
3 -	46.276	65.3	58.012	73.5	34.974	2:19.262	61.52	6.518	09:35:41.873
4 -	44.887	70.8	55.507	71.9	35.062	2:15.456	63.25	2.712	09:37:57.329
5 -	43.488	70.4	54.732	76.2	34.661	2:12.881 (2)	64.47	0.137	09:40:10.210
6 -	44.565	71.3	54.767	72.2	34.796	2:14.128 (3)	63.87	1.384	09:42:24.338
7 -	44.074	70.3	55.477	80.4	33.193	2:12.744 (1)	64.54		09:44:37.082

P15 16		Stuart WRIGHT		Cooper-JAP Mk11 - 1957						
IDEAL LAP TIME : 1:46.648		BEST LAP TIME : 1:47.983		DIFFERENCE : 1.335						
LAP	SECTOR 1	SECTOR 2	SECTOR 3	LAP TIME	MPH	DIFF	TIME OF DAY			
1 -		92.9	45.685	94.9	28.081	78.2	1:55.982	73.87	7.999	09:30:31.197
2 -	34.252	98.8	44.472	96.5	37.972		1:56.696	73.42	8.713	09:32:27.893
3 -	35.131	96.0	44.928	92.9	27.924		1:47.983 (1)	79.34		09:34:15.876
4 -	35.465	92.9	45.486	91.8	29.645	73.3	1:50.596	77.47	2.613	09:36:06.472
5 -	36.383	92.3	46.468	91.6	28.524	77.5	1:51.375	76.92	3.392	09:37:57.847
6 -	35.758	93.5	45.597	93.2	28.658		1:50.013 (2)	77.88	2.030	09:39:47.860
7 -	35.842	91.9	45.937	91.8	28.520	75.8	1:50.299 (3)	77.67	2.316	09:41:38.159

P16 53		Simon DEDMAN		Waye - 1953						
IDEAL LAP TIME : 1:49.725		BEST LAP TIME : 1:50.977		DIFFERENCE : 1.252						
LAP	SECTOR 1	SECTOR 2	SECTOR 3	LAP TIME	MPH	DIFF	TIME OF DAY			
1 -		47.605	93.7	29.896			2:02.040	70.20	11.063	09:30:37.255
2 -	36.815		46.467	91.5	29.652		1:52.934	75.86	1.957	09:32:30.189
3 -	35.407		45.451	95.0	30.478		1:51.336 (2)	76.95	0.359	09:34:21.525
4 -	35.879		46.231	93.3	28.867		1:50.977 (1)	77.20		09:36:12.502
5 -	36.786		46.258	93.4	30.446		1:53.490	75.49	2.513	09:38:05.992
6 -	35.839		47.134	92.9	30.045		1:53.018	75.81	2.041	09:39:59.010
7 -	36.167		46.700	93.9	29.400		1:52.267 (3)	76.31	1.290	09:41:51.277

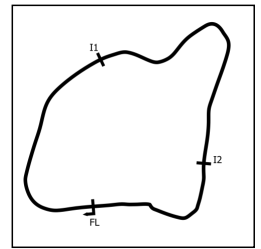
P17 2		Simon EVANS		JP Mk16 - 1951						
IDEAL LAP TIME : 1:59.407		BEST LAP TIME : 1:59.678		DIFFERENCE : 0.271						
LAP	SECTOR 1	SECTOR 2	SECTOR 3	LAP TIME	MPH	DIFF	TIME OF DAY			
1 -		50.325	88.4	32.289			3:46.554	37.81	1:46.876	09:32:21.769
2 -	38.676		50.057	86.7	31.428		2:00.161 (2)	71.30	0.483	09:34:21.930
3 -	38.113		50.824	85.5	33.220		2:02.157	70.13	2.479	09:36:24.087
4 -	39.298		51.058	85.3	32.108		2:02.464	69.96	2.786	09:38:26.551
5 -	39.694		50.521	86.2	31.545		2:01.760	70.36	2.082	09:40:28.311
6 -	38.678		51.194	86.5	31.861		2:01.733 (3)	70.38	2.055	09:42:30.044
7 -	38.078		50.328	87.2	31.272		1:59.678 (1)	71.59		09:44:29.722

Weather / Track : Bright / Dry

Goodwood
Circuit Length = 2.3799 miles
Start: 09:28 Flag 09:44 End: 09:49

Earl of March Trophy

RACE 8 - SECTOR ANALYSIS



SECTOR 1 = FL to I1, SECTOR 2 = I1 to I2, SECTOR 3 = I2 to FL, DIFF = Difference To Personal Best Lap, P = Crossed Finish Line in Pit Lane, D = Time Disallowed

P18 8		Roy HUNT		Martin-Norton - 1953							
IDEAL LAP TIME : 1:50.964		BEST LAP TIME : 1:51.713		DIFFERENCE : 0.749							
LAP	SECTOR 1	SECTOR 2	SECTOR 3	LAP TIME	MPH	DIFF	TIME OF DAY				
1 -		47.509	98.5	29.513	79.3	2:07.411	67.24	15.698	09:30:42.626		
2 -	35.277	89.2	46.628	97.5	29.808	1:51.713 (1)	76.69		09:32:34.339		
3 -	35.826	93.8	46.174	98.5	29.767	78.3	1:51.767 (2)	0.054	09:34:26.106		
4 -	36.393	87.7	47.816	87.0	31.866	77.5	1:56.075	4.362	09:36:22.181		
5 -	36.020	85.5	46.680	96.2	29.892	78.7	1:52.592 (3)	0.879	09:38:14.773		
6 -	37.734	89.9	47.610	94.7	30.439	64.6	1:55.783	4.070	09:40:10.556		

P19 17		Marek REICHMAN		Emeryson-JAP - 1951							
IDEAL LAP TIME : 1:58.886		BEST LAP TIME : 1:59.683		DIFFERENCE : 0.797							
LAP	SECTOR 1	SECTOR 2	SECTOR 3	LAP TIME	MPH	DIFF	TIME OF DAY				
1 -		82.5	50.179	89.2	31.732	73.5	2:10.679	10.996	09:30:45.894		
2 -	38.341	81.9	50.703	85.4	32.774	69.8	2:01.818	2.135	09:32:47.712		
3 -	39.011	83.0	50.194	84.7	30.850	73.2	2:00.055 (2)	0.372	09:34:47.767		
4 -	38.604	83.9	50.068	84.7	31.011	72.7	1:59.683 (1)	71.58	09:36:47.450		
5 -	39.784	82.9	50.199	82.0	33.727	71.7	2:03.710	4.027	09:38:51.160		
6 -	40.233	80.0	49.695	85.2	31.637	72.3	2:01.565 (3)	1.882	09:40:52.725		

P20 19		Gareth JONES		Cousy-Triumph - 1955						
IDEAL LAP TIME :		BEST LAP TIME : 2:03.695		DIFFERENCE :						
LAP	SECTOR 1	SECTOR 2	SECTOR 3	LAP TIME	MPH	DIFF	TIME OF DAY			
1 -				2:17.291	62.40	13.596	09:30:52.506			
2 -				2:03.695 (1)	69.26		09:32:56.201			
3 -				2:07.686 (3)	67.10	3.991	09:35:03.887			
4 -			<i>IN PIT</i>	6:21.946 P	22.43	4:18.251	09:41:25.833			
5 -	<i>OUTLAP</i>			2:06.839	67.55	3.144	09:43:32.672			
6 -				2:03.770 (2)	69.22	0.075	09:45:36.442			

P21 18		John CHISHOLM		Arnott-JAP - 1952							
IDEAL LAP TIME : 1:52.883		BEST LAP TIME : 1:52.883		DIFFERENCE : 0.000							
LAP	SECTOR 1	SECTOR 2	SECTOR 3	LAP TIME	MPH	DIFF	TIME OF DAY				
1 -		47.226	90.6	29.584		2:00.797	70.92	7.914	09:30:36.012		
2 -	37.775	47.250	86.9	30.166		1:55.191 (2)	74.38	2.308	09:32:31.203		
3 -	37.240	46.554	87.9	29.089		1:52.883 (1)	75.90		09:34:24.086		
4 -	37.679	48.122	86.0	29.976		1:55.777 (3)	74.00	2.894	09:36:19.863		
5 -	38.073	50.894	77.4	33.878		2:02.845	69.74	9.962	09:38:22.708		

P22 20		Gilbert LENOIR		JR Tergi-Triumph - 1950							
IDEAL LAP TIME : 2:18.655		BEST LAP TIME : 2:20.328		DIFFERENCE : 1.673							
LAP	SECTOR 1	SECTOR 2	SECTOR 3	LAP TIME	MPH	DIFF	TIME OF DAY				
1 -		56.084	81.9	36.581		2:28.589	57.66	8.261	09:31:03.804		
2 -	45.990	56.879	80.3	37.459		2:20.328 (1)	61.05		09:33:24.132		
3 -	46.187	59.275	77.9	38.406		2:23.868 (3)	59.55	3.540	09:35:48.000		
4 -	46.781	57.874	80.9	37.378		2:22.033 (2)	60.32	1.705	09:38:10.033		
5 -	48.621	59.788	77.2	40.318		2:28.727	57.60	8.399	09:40:38.760		

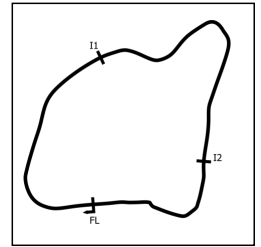
P23 25		George SHACKLETON		Cooper-Norton Mk11 - 1957							
IDEAL LAP TIME : 1:43.410		BEST LAP TIME : 1:43.450		DIFFERENCE : 0.040							
LAP	SECTOR 1	SECTOR 2	SECTOR 3	LAP TIME	MPH	DIFF	TIME OF DAY				
1 -		44.143	97.2	27.243		1:53.428	75.53	9.978	09:30:28.643		
2 -	33.845	45.181	96.2	27.397		1:46.423 (3)	80.50	2.973	09:32:15.066		
3 -	34.019	43.583	95.0	26.797		1:44.399 (2)	82.06	0.949	09:33:59.465		
4 -	33.885	43.101	97.5	26.464		1:43.450 (1)	82.82		09:35:42.915		

Weather / Track : Bright / Dry

Goodwood
Circuit Length = 2.3799 miles
Start: 09:28 Flag 09:44 End: 09:49

Earl of March Trophy

RACE 8 - SECTOR ANALYSIS



SECTOR 1 = FL to I1, SECTOR 2 = I1 to I2, SECTOR 3 = I2 to FL, DIFF = Difference To Personal Best Lap, P = Crossed Finish Line in Pit Lane, D = Time Disallowed

LAP	SECTOR 1	SECTOR 2	SECTOR 3	LAP TIME	MPH	DIFF	TIME OF DAY			
P24 1 Graeme SMITH Bardon Turner-JAP - 1949										
IDEAL LAP TIME : 2:14.681		BEST LAP TIME : 2:15.237		DIFFERENCE : 0.556						
1 -		73.1	54.557	78.2	36.780	63.9	2:29.227	57.41	13.990	09:31:04.442
2 -	44.155	77.4	54.933	74.5	36.149	58.9	2:15.237 (1)	63.35		09:33:19.679
3 -	44.033	75.8	56.838	70.4	36.760	59.9	2:17.631 (2)	62.25	2.394	09:35:37.310
4 -	43.975	73.1	1:03.570	52.2	40.433	61.5	2:27.978 (3)	57.90	12.741	09:38:05.288
P25 24 Peter KUMLIN Effy'n-JAP TT13 - 1949										
IDEAL LAP TIME : 1:58.406		BEST LAP TIME : 1:59.929		DIFFERENCE : 1.523						
1 -			51.301	86.8	31.027		2:12.891 (2)	64.47	12.962	09:30:48.106
2 -	38.058	88.0	49.321	89.1	32.550		1:59.929 (1)	71.44		09:32:48.035
P26 6 Tom WATERFIELD Cooper-JAP MKV - 1950										
IDEAL LAP TIME : 2:01.231		BEST LAP TIME : 2:07.265		DIFFERENCE : 6.034						
1 -		83.9	47.676	85.5	31.042		2:07.265 (1)	67.32		09:30:42.480

Earl of March Trophy

RACE 8 - BEST SECTORS

SECTOR 1			SECTOR 2			SECTOR 3			IDEAL / BEST COMPARISON						
POS	NO	NAME	TIME	NO	NAME	TIME	NO	NAME	TIME	POS	NO	NAME	IDEAL	BEST	DIFF
													PERFECT LAP	1:42.016	
1	67	RUSSELL	33.046	5	DE LA ROCHE	42.940	5	DE LA ROCHE	26.030	1	5	DE LA ROCHE	1:42.509	1:42.811	0.302
2	29	WILSON	33.527	67	RUSSELL	43.033	25	SHACKLETON	26.464	2	25	SHACKLETON	1:43.410	1:43.450	0.040
3	5	DE LA ROCHE	33.539	25	SHACKLETON	43.101	29	WILSON	27.424	3	67	RUSSELL	1:43.532	1:44.523	0.991
4	25	SHACKLETON	33.845	29	WILSON	43.990	67	RUSSELL	27.453	4	29	WILSON	1:44.941	1:45.161	0.220
5	16	WRIGHT	34.252	16	WRIGHT	44.472	16	WRIGHT	27.924	5	16	WRIGHT	1:46.648	1:47.983	1.335
6	8	HUNT	35.277	11	JOWSEY	45.201	11	JOWSEY	28.035	6	11	JOWSEY	1:48.654	1:48.972	0.318
7	68	RUSSELL	35.326	31	FOWLER	45.436	31	FOWLER	28.142	7	31	FOWLER	1:48.987	1:49.880	0.893
8	53	DEDMAN	35.407	53	DEDMAN	45.451	68	RUSSELL	28.692	8	53	DEDMAN	1:49.725	1:50.977	1.252
9	31	FOWLER	35.409	8	HUNT	46.174	53	DEDMAN	28.867	9	68	RUSSELL	1:50.316	1:50.940	0.624
10	11	JOWSEY	35.418	68	RUSSELL	46.298	18	CHISHOLM	29.089	10	8	HUNT	1:50.964	1:51.713	0.749
11	69	FROST	35.828	7	CHALLIS	46.421	7	CHALLIS	29.407	11	7	CHALLIS	1:51.888	1:52.891	1.003
12	7	CHALLIS	36.060	18	CHISHOLM	46.554	8	HUNT	29.513	12	18	CHISHOLM	1:52.883	1:52.883	0.000
13	3	RAYNOR	36.950	4	WRIGHT	47.301	69	FROST	30.026	13	69	FROST	1:53.444	1:54.054	0.610
14	4	WRIGHT	37.129	69	FROST	47.590	4	WRIGHT	30.100	14	4	WRIGHT	1:54.530	1:55.598	1.068
15	37	SHEPPARD	37.163	6	WATERFIELD	47.676	3	RAYNOR	30.309	15	3	RAYNOR	1:55.075	1:56.003	0.928
16	18	CHISHOLM	37.240	3	RAYNOR	47.816	37	SHEPPARD	30.359	16	37	SHEPPARD	1:55.792	1:56.042	0.250
17	24	KUMLIN	38.058	37	SHEPPARD	48.270	17	REICHMAN	30.850	17	24	KUMLIN	1:58.406	1:59.929	1.523
18	2	EVANS	38.078	24	KUMLIN	49.321	24	KUMLIN	31.027	18	17	REICHMAN	1:58.886	1:59.683	0.797
19	17	REICHMAN	38.341	17	REICHMAN	49.695	6	WATERFIELD	31.042	19	2	EVANS	1:59.407	1:59.678	0.271
20	36	HORAN	39.737	2	EVANS	50.057	36	HORAN	31.171	20	6	WATERFIELD	2:01.231	2:07.265	6.034
21	6	WATERFIELD	42.513	36	HORAN	51.787	2	EVANS	31.272	21	36	HORAN	2:02.695	2:04.371	1.676
22	12	RABAGLIATI	43.488	1	SMTH	54.557	12	RABAGLIATI	33.193	22	12	RABAGLIATI	2:11.413	2:12.744	1.331
23	1	SMTH	43.975	12	RABAGLIATI	54.732	1	SMTH	36.149	23	1	SMTH	2:14.681	2:15.237	0.556
24	20	LENOIR	45.990	20	LENOIR	56.084	20	LENOIR	36.581	24	20	LENOIR	2:18.655	2:20.328	1.673
25				32	HÄGEMAN	1:12.309				25	9	DE LA ROCHE		1:49.571	
26										26	19	JONES		2:03.695	
27															
28															
29															

Weather / Track : Bright / Dry

Results can be found at www.tsl-timing.com

Goodwood
 Circuit Length = 2.3799 miles
 Start: 09:28 Flag 09:44 End: 09:49

Printed - 09:55 Sunday, 15 September 2019

Earl of March Trophy

RACE 8 - BEST SPEEDS

POS	INTERMEDIATE 1			INTERMEDIATE 2			FINISH LINE		
	NO	NAME	MPH	NO	NAME	MPH	NO	NAME	MPH
1	67	RUSSELL	100.6	67	RUSSELL	99.2	29	WILSON	82.4
2	29	WILSON	100.6	8	HUNT	98.5	67	RUSSELL	82.1
3	16	WRIGHT	98.8	5	DE LA ROCHE	97.9	5	DE LA ROCHE	81.5
4	5	DE LA ROCHE	98.3	29	WILSON	97.8	8	HUNT	79.7
5	7	CHALLIS	96.1	25	SHACKLETON	97.5	7	CHALLIS	78.5
6	31	FOWLER	95.4	7	CHALLIS	96.9	16	WRIGHT	78.2
7	8	HUNT	93.8	16	WRIGHT	96.5	11	JOWSEY	78.0
8	11	JOWSEY	93.5	68	RUSSELL	95.8	31	FOWLER	77.4
9	59	KINGSLAND	90.9	53	DEDMAN	95.0	4	WRIGHT	75.4
10	4	WRIGHT	90.4	3	RAYNOR	94.7	17	REICHMAN	73.5
11	24	KUMLIN	88.0	31	FOWLER	94.1	36	HORAN	71.6
12	17	REICHMAN	83.9	11	JOWSEY	93.3	1	SMTH	63.9
13	6	WATERFIELD	83.9	4	WRIGHT	92.5			
14	36	HORAN	81.6	37	SHEPPARD	92.4			
15	1	SMTH	77.4	69	FROST	91.5			
16	12	RABAGLIATI	75.2	18	CHISHOLM	90.6			
17	65	BISHOP-MLLER	56.8	17	REICHMAN	89.2			
18				24	KUMLIN	89.1			
19				2	EVANS	88.4			
20				6	WATERFIELD	85.5			
21				20	LENOIR	81.9			
22				36	HORAN	81.8			
23				12	RABAGLIATI	80.4			
24				1	SMTH	78.2			
25				32	HÄGEMAN	50.8			
26									
27									
28									
29									

Weather / Track : Bright / Dry

Results can be found at www.tsl-timing.com

Goodwood
 Circuit Length = 2.3799 miles
 Start: 09:28 Flag 09:44 End: 09:49

Printed - 09:55 Sunday, 15 September 2019

Earl of March Trophy

RACE 8 - STATISTICS

Competitors Started 29
Planned Start 2019-09-15 @ 09:30:00.000
Actual Start 2019-09-15 @ 09:28:35.214
Finish Time 2019-09-15 @ 09:44:17.914
Track Length 2.3799mi.
Total Laps 179
Total Distance Covered 426.0199mi.

Session Fastest Lap History

NO	NAME	LAP TIME	TIME OF DAY	LAP	VEHICLE
5	Peter DE LA ROCHE	1:52.377	09:30:27.604	1	Cooper-JAP Mk5
5	Peter DE LA ROCHE	1:44.485	09:32:12.089	2	Cooper-JAP Mk5
5	Peter DE LA ROCHE	1:44.104	09:33:56.193	3	Cooper-JAP Mk5
25	George SHACKLETON	1:43.450	09:35:42.927	4	Cooper-Norton Mk11
5	Peter DE LA ROCHE	1:43.118	09:42:35.104	8	Cooper-JAP Mk5
5	Peter DE LA ROCHE	1:42.811	09:44:17.926	9	Cooper-JAP Mk5

Session Leader History

NO	NAME	FROM LAP	LAPS LED	DISTANCE	VEHICLE
5	Peter DE LA ROCHE	1	9	21.41 miles	Cooper-JAP Mk5

Flag History

TYPE	TIME OF DAY
GREEN	09:28:35.214
FINISH	09:44:17.914

Flag Statistics

TYPE	COUNT	TOTAL LAPS	TOTAL TIME
Green	1	9	20:28.241
Red	0	0	0.000
Safety Car	0	0	0.000
FCY	0	0	0.000

Weather / Track : Bright / Dry

Results can be found at www.tsl-timing.com

Goodwood
 Circuit Length = 2.3799 miles
 Start: 09:28 Flag 09:44 End: 09:49

Printed - 09:56 Sunday, 15 September 2019